

Rush Green

SATs Meeting

21st February 2023



Purpose of this meeting:

1. What are SATs?
2. What will SATs week look like?
3. What is each SATs paper like?
4. How can I support my child before and during their SATs?

We know SATs can be scary but there are many positives to focus on:

1. They help secondary schools set children in Maths and English sets to best suit your child's needs.
2. Helps secondary colleagues make plans for support etc - if required.
3. Good way of preparing children for exams that they will face in the future.
4. A good measure of how well the children have done at primary school.
5. Really importantly, they demonstrate how the children have coped with Covid.

## What are SATs?

SATs is a term people use to refer to End of Key Stage 2 Statutory Assessments;

It lasts for four days beginning on [Tuesday 9<sup>th</sup> May 2023](#) and ending on [Friday 12<sup>th</sup> May 2023](#).

Children will sit the following SATs papers:

- [Grammar, Punctuation and Spelling \(Paper 1\) – Tuesday 9<sup>th</sup> May 2023;](#)
- [Grammar, Punctuation and Spelling \(Paper 2\) – Tuesday 9<sup>th</sup> May 2023;](#)
- [Reading – Wednesday 10<sup>th</sup> May 2023;](#)
- [Maths Paper 1 \(Arithmetic\) – Thursday 11<sup>th</sup> May 2023;](#)
- [Maths Paper 2 \(Reasoning\) – Thursday 11<sup>th</sup> May 2023;](#)
- [Maths Paper 3 \(Reasoning\) – Friday 12<sup>th</sup> May 2023.](#)

Writing is assessed using evidence collected by your child's teacher throughout Year 6, so there is no Year 6 SATs writing test.

There will be no Science sampling for Year 6 this year.

Therefore, no Year 6 Science SATs Paper in 2023.

## SATs presentation 2023

Once marked, the tests will be given the following scores:

- A raw score (the total number of marks achieved for each paper);
- A scaled score (which is explained below);
- A judgement of whether the National Standard has been met (WTS, EXS or GDS for writing only).

After marking each test, the external markers will convert each raw score into a scaled score to show whether each child is working below, at or above the national standard.

When the scaled score is given, it is given in a range from 80 to 120.

A scaled score below 100 is below the national standard . (WTS)

A scaled score of 100 or more is meeting the national standard . (EXS)

There are no separate tests for higher achieving pupils; however, a scaled score above 110 would show that a child is working above the national standard . (GDS)

SATs results will be printed and put in with your child's end of year report in July

## What will SATs week look like?

All children nationally must sit the tests on the same day, but what time the children sit the tests is up to the school.

At Rush Green, we aim to ensure that the children are properly supported and feel secure. To do this, we split the year group in half.

Children are put in small groups and split amongst classrooms, spare rooms and offices around the school to ensure they are not distracted.

Tests are completed in classrooms, with all displays covered up. Extra staff will be on board to further ensure the children are fully supported according to their needs.

ALL children will receive breakfast (Tuesday-Friday) so they are well and truly ready for their tests.

What is each SATs paper like?

How can I support my child  
before and during their SATs?



## SPaG - Spelling, Punctuation and Grammar

Grammar, Punctuation and Spelling is made up of two papers which will take place on Tuesday 9th May 2023:

- Paper 1 is the longer paper lasting 45 minutes, children will be tested on grammar, punctuation and spelling generally;
- Paper 2 is a shorter paper lasting 15 minutes, where children will be tested on spelling only – they are asked to fill in a blank within a sentence, attempting to spell out the spelling word in context correctly.

## Most important thing...

As this is testing the children's spelling, punctuation and grammar, these are the most important things that children have to get right!

### TOP TIPS

1. Capital letters must be in the right place
2. Punctuation must be formed correctly and put in the right place
3. Spelling must be correct, ESPECIALLY when copying

## Paper 1

Grammar, Punctuation and Spelling (Paper 1) is the longer paper lasting 45 minutes.

The children will be prepared by their class teacher so they are equipped with a good knowledge of the technical vocabulary needed to identify and describe various aspects of grammar and punctuation marks.

Grammar, Punctuation and Spelling (Paper 1) focuses on the following areas:

- Grammatical terms/word classes;
- Functions of sentences;
- Combining words, phrases and clauses;
- Verb forms, tenses and consistency;
- Punctuation;
- Vocabulary;
- Standard English and formality.

Grammar, Punctuation and Spelling (Paper 1) requires a range of answer types such as circling missing capital letters, multiple choice questions, one-word answers, but does not require longer formal answers.

## Question examples

Question stem	Examples
'Identify...'	Q1 Tick the sentence that must end in a question mark.
'Match...'	Q3 Draw a line to match each prefix to the correct word so that it makes new word.
'Complete/correct/rewrite...'	Q37 Rewrite the sentence below so that it is written in the passive voice.
'Write...'	Q31 Write a command which could be the first step in the instructions for making a sandwich. Remember to punctuate your answer correctly.
'Explain...'	Q35 Explain how the use of commas changes the meaning of the two sentences.

## Grammar, Punctuation and Spelling (Paper 1)

Example questions:

1

Tick the sentence that must end with a **question mark**.

What I wanted had already sold out

Ask Ryan what he thinks about it

What time will the film start

I didn't know what to say

Tick one.

6

Circle one verb in each underlined pair to complete the sentences using **Standard English**.

We was / were planning to hold a cake sale at school.

I was / were chosen to design the posters.

1 mark

1 mark

23

Draw a line to match each word to its correct **antonym**.

**Word**

meandering

sympathetic

evade

plausible

**Antonym**

confront

unfeeling

unbelievable

straight

1 mark

## Example questions:

**1** Tick the sentence that must end with a **question mark**.

What I wanted had already sold out

Ask Ryan what he thinks about it

What time will the film start

I didn't know what to say

Tick **one**.

**6** Circle one verb in each underlined pair to complete the sentences using **Standard English**.

We was / were planning to hold a cake sale at school.

I was / were chosen to design the posters.

1 mark

1 mark

**23** Draw a line to match each word to its correct **antonym**.

**Word**

meandering

sympathetic

evade

plausible

**Antonym**

confront

unfeeling

unbelievable

straight

1 mark

## SATs examples...

These following examples were taken from papers that our children sat a few years ago.

Each of these children were 1 or 2 marks away from passing.

## SATs examples...

29

Insert a **pair of commas** in the correct place in the sentence below.

Jenna \ a very gifted singer \ won the talent competition  
that was held in her local theatre.

0  
1 mark

2

Insert a **semi-colon** in the correct place in the sentence below.

Come and see me tomorrow) I will not have time to see  
you today.

0  
1 mark



16

Complete the sentence with an appropriate **subordinating conjunction**.

Tracey decided to walk whitest it was a lovely day.

0  
1 mark

25

Write the **contraction** of the underlined words in each box.

"I cannot find my hat," moaned Asha. "I will ask Mum.

↓  
can't

↓  
I'll

I bet she has seen it."

↓  
she's

44

Add the missing **inverted commas** to the passage below.

Maya whispered " , I can see a baby hedgehog ! Keep quiet so we  
don't scare it . "

25

Rearrange the words in the statement below to make it a **question**.  
Use only the given words.  
Remember to punctuate your sentence correctly.

Statement: They are listening to music.

Question: Are you listening to music?

0  
1 mark

## Paper 2 - Spelling

This is the shorter paper lasting 20 minutes, which takes place on Tuesday 9<sup>th</sup> May 2023.

Example questions:

**19.** Omar put the cutlery back in the \_\_\_\_\_.

**20.** Ellen's gold bracelet was her most treasured \_\_\_\_\_.

Answers:

**Spelling 19:** The word is **drawer**.

Omar put the cutlery back in the **drawer**.

The word is **drawer**.

**Spelling 20:** The word is **possession**.

Ellen's gold bracelet was her most treasured **possession**.

The word is **possession**.

## Spelling paper

The spelling paper tests children on their knowledge of the spelling rules.

We teach these rules in school and they have homework linked to these rules in their Spelling Journals.

### Common misspellings:

- Homophones (their/they're/there, too/two/to etc.)
- F- ves endings (wolf to wolves)
- Modal verbs – could, should, would
- Was/were
- He's/his

# Test Techniques

- Correct number of boxes are ticked (e.g. tick two)
- Circle the correct number of words
- Clear punctuation (e.g. commas, full stops and semi-colons)
- Capital letters should not be in the middle of sentences
- Contracted forms, plurals, verb tenses, prefixes and suffixes must be spelt correctly
- Copy correctly

## So how can you support your child for the SPaG paper?

- Ensure children complete their Grammar homework independently and if possible, go through their answers afterwards.
- Ensure children complete their spelling journal activities and learn the rules for that week's spellings.
- Encourage chn to refresh and go back through previously taught spelling rules and the spellings found on the year 5/6 spelling list.
- Encourage children to talk accurately for example, don't accept 'You was there...'

Reading paper will be sat on Wednesday 10<sup>th</sup> May 2023

The assessment has been designed to measure whether children's comprehension of age-appropriate reading material meets the national standard.

It's a standard timing of 60 minutes, including reading the texts and answering questions. There are three different set texts for the children to read, which could be any combination of non-fiction, fiction and/or poetry.



## SATs presentation 2023

The Reading paper focuses on the following areas known as Content Domains:

- 2a) give/explain the meaning of words in context;
- 2b) retrieve and record information/identify key details from fiction and non-fiction;
- 2c) summarise main ideas from more than one paragraph;
- 2d) make inferences from the text/explain and justify inferences with evidence from the text;
- 2e) predict what might happen from details stated and implied;
- 2f) identify/explain how information/content is related and contributes to meaning as a whole;
- 2g) identify/explain how meaning is enhanced through choice of words and phrases;
- 2h) make comparisons within the text.

The Year 6 Reading SATs paper requires a range of answering styles, including responding to multiple choice questions, one-word answers, and multiple mark questions which require more formal paragraph-length answers.

Example question, based on Text 1 – *Space Tourism*:

**How would you get to your space hotel?**

In the future there may be hotels in space for all the tourists. It wouldn't take long for the space shuttle to get out of the Earth's atmosphere. Then, without Earth's gravity, you would become weightless. Arrival at the hotel would be like an aeroplane parking at an airport, but you would leave the cabin floating along the access tube, holding on to a cable.

2

How would you get from the spacecraft to the space hotel?

---

---

1 mark

2b) retrieve and record information/identify key details from fiction and non-fiction

Example question, based on Text 1 – *Space Tourism*:

**How would you get to your space hotel?**

In the future there may be hotels in space for all the tourists. It wouldn't take long for the space shuttle to get out of the Earth's atmosphere. Then, without Earth's gravity, you would become weightless. Arrival at the hotel would be like an aeroplane parking at an airport, but you would leave the cabin floating along the access tube, holding on to a cable.

2

How would you get from the spacecraft to the space hotel?

**Award 1 mark for answers that refer to floating down the tube (holding the cable).**

1 mark

2b) retrieve and record information/identify key details from fiction and non-fiction

Example question, based on Text 3 – *The Lost World*:

I had the same feeling of mystery and danger around us. In the gloom of the trees there seemed a constant menace and as we looked up into their shady foliage, vague terrors crept into one's heart. The iguanodons we had seen were lumbering, inoffensive brutes which were unlikely to hurt anyone, but what other creatures might there not be – ready to pounce upon us from their lair among the rocks or brushwood?

36

Based on what you have read, what does the last paragraph suggest might happen to the explorers next?

Use evidence from this paragraph to support your prediction.

2 marks

2e) predict what might happen from details stated and implied

Example question, based on Text 3 – *The Lost World*:

Examples of 2 mark responses:

- *A vicious beast is going to eat them later on because it says there is a constant menace therefore they may not get to confirm to England that they were real dinosaurs.*
- *I think they will journey on to try to locate some more creatures, for in the text it says 'what other creatures might there not be ready to pounce upon us from their lair among the rocks and brushwood'*

36

Based on what you have read, what does the last paragraph suggest might happen to the explorers next?

Use evidence from this paragraph to support your prediction.

2 marks

Since the current testing format for the Year 6 SATs began in 2016, there has been a tendency for the number of marks to go in favour of three particular types of content domain / questions.

For example, in 2022:

1. 10% of marks could be gained by answering questions where children had to give/explain the meaning of words in context (Content Domain 2a);
2. Around 40% of marks could be gained by answering questions where children had to retrieve/record information or details from the texts (2b);
3. And almost half of the marks were allotted to questions requiring children to make inferences from a text, justifying inferences with text evidence (2d).

This has been the same picture year after year.

Content domain	Example question stems
2a give/explain the meaning of words in context	<p>Which word is closest in meaning to ___?</p> <p>What does ___ mean?</p> <p>Find and copy two different words...</p> <p>Find and copy one word/group of words...</p>
2b retrieve and record information/ identify key details from fiction and non-fiction	<p>Why had ___?</p> <p>What is the first mistake that ___?</p> <p>Give one piece of advice...</p> <p>Name two of the hardships that...</p> <p>Tick the box in each row to show whether each statement is true or false.</p>
2d make inferences from the text/explain and justify inferences with evidence from the text	<p>Why does ___ do this?</p> <p>In what way does...?</p> <p>Put a tick in the correct box to show whether each of the following statements is a fact or an opinion.</p> <p>Give one piece of evidence from the text which shows this.</p> <p>What does this paragraph tell you about ___ character?</p> <p>Explain two ways/features, giving evidence from the text to support your answer.</p>

So how can you support your child for the Reading paper?

- Ensure your child is reading for 10-20 minutes EVERY day.

- Ensure your child is completing their reading homework.

- When reading with your child at home, try asking questions like:

- Find a word in this paragraph that is closest in meaning to 'provide word – e.g. annoyed' (2a).
- In what year did 'provide fact – e.g. the French authorities make it illegal for people to swim from France to England'? (2b).
- In the last paragraph, X does not want to Y. Give two reasons why X does not want Y. (2d).



# Maths Paper 1 - Arithmetic

This will take place on Thursday 11th May 2023.

It has a standard timing of 30 minutes and is worth a total of 40 marks.

It covers the four operations (division, multiplication, addition, subtraction and mixed operation calculations requiring BIDMAS), as well as number properties, calculating percentages of amounts, calculations using decimals, and calculations using fractions.

Example question:

<b>25</b>	1 3   3 0 1 6	
Show your method		<input type="text"/>
		<input type="checkbox"/> 2 marks

25	$  \begin{array}{r}  132016 \\  - 2600 \text{ (x200)} \\  \hline  3416 \\  - 260 \text{ (x20)} \\  \hline  156 \\  - 130 \text{ (x10)} \\  \hline  26 \\  - 26 \text{ (x2)} \\  \hline  0  \end{array}  $	<p style="text-align: center; margin: 0;"><u>Fact Box</u></p> $13 \times 10 = 130$ $13 \times 20 = 260$ $13 \times 40 = 520$ $13 \times 100 = 1300$ $13 \times 200 = 2600$	<div style="border: 1px solid black; width: 30px; height: 30px; margin: 0 auto;"></div> <p>2 marks</p>
Show your method	<div style="border: 2px solid blue; padding: 10px; display: inline-block; font-size: 36px; font-weight: bold;">232</div>		





# BIDMAS - order of operations

<b>31</b>	$20 - 4 \times 2 =$	<input type="text"/> 1 mark

31

$$20 - 4 \times 2 =$$

$$20 - 8 = 12$$

12

1 mark



27

95% of 240 =

$$10\% = 240 \div 10$$

$$10\% = 24$$

$$5\% = 24 \div 2$$

$$5\% = 12$$

$$95\% = 240 - 12 = 228$$

228



1 mark



## Maths Papers 2 & 3 (Reasoning)

Maths Paper 2 (Reasoning) will take place on Thursday 11th May 2023.

Maths Paper 3 (Reasoning) is scheduled for Friday 12th May 2023.

Both have standard timings of 40 minutes and are worth 35 marks each.

Paper 2 requires children to demonstrate their mathematical knowledge and skills, as well as their ability to solve problems and their mathematical reasoning.

Questions focus on the following Mathematical topic areas:

- Number and place value– including Roman Numerals;
- Addition, subtraction, multiplication and division (calculations);
- Geometry – properties of shapes;
- Geometry – position and direction;
- Statistics;
- Measurement – including length, perimeter, mass (weight), volume, time and money;
- Algebra;
- Ratio and proportion;
- Fractions, decimals and percentages.

The questions get harder throughout the paper.

It is not unusual for a child to be unable to complete the entire paper in time.

Example questions:

6

Stefan's watch shows five minutes past nine.

The watch is twelve minutes fast.



What is the correct time?

1 mark

6

Stefan's watch shows five minutes past nine.

The watch is twelve minutes fast.



What is the correct time?

7 minutes to 9 or

8:53

1 mark

11

Here is a number written in Roman numerals.

CXV

Write the number in figures.

1 mark

11

Here is a number written in Roman numerals.

CXV

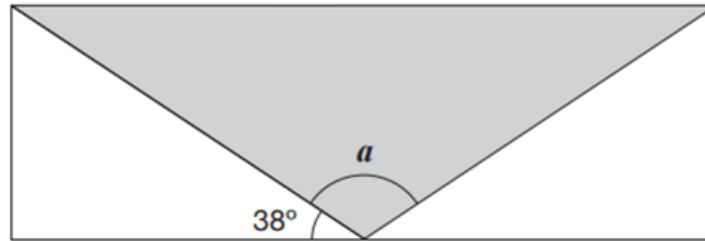
Write the number in figures.

115

1 mark

15

A shaded **isosceles** triangle is drawn inside a rectangle.



Not  
to  
scale

Calculate the size of angle  $a$ .

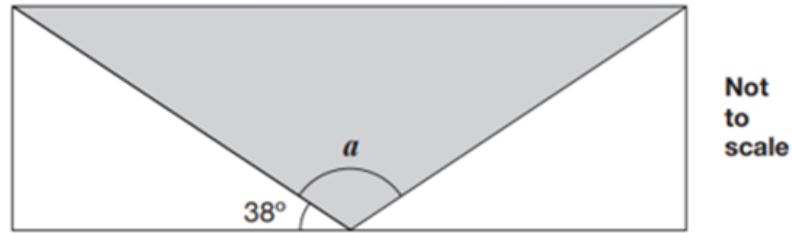
Show  
your  
method

$a$ is <input type="text"/>
-----------------------------

2 marks

15

A shaded **isosceles** triangle is drawn inside a rectangle.



Calculate the size of angle  $a$ .

Show your method

$$38 \times 2 = 76$$

$$180 - 76 = 104$$

$$a \text{ is } 104^\circ$$

2 marks

7

Write the number 53,148 in **words**.

---

1 mark



7

Write the number 53,148 in **words**.

Fifty-three thousand, one hundred and forty-eight

1 mark

So how can you support your child for the Maths paper?

- Ensure that the children complete their maths homework.
- Encourage children to ask questions in class or about their homework if they don't understand.
- Help your child to practise their times tables (up to 12x) until they are fluent.
- Allow children to use TTRockstars at home.
- When we send the Assessment papers home, go through with your child so you know their weaknesses.
- Wonder how we teach things in maths? Go to our school website and have a look at our calculations policy!

 <https://rushgreenprimary.org.uk/>

How can I support my child in preparing for their SATs?

Firstly, a positive attitude goes a long way – so as much encouragement and support as possible!

Some further tips:

- Direct any questions or concerns you have about SATs to your child's class teacher, rather than worry your child with them.
- Give your child opportunities to go outside and avoid overuse of screens – this can apply to leisure pursuits as well as how they study.
- Try to provide a quiet corner of the house for homework and study, that's as free from distractions as possible.
  - Encourage your child to talk to their teacher or another adult they trust if they express persisting anxieties about SATs. Remember that a small amount of anxiety is normal and not harmful.
- If your child is unwilling to talk to their teacher, talk to them yourself.
- Plan something nice and fun for the weekends before and after SATs – this will help your child start the week well and also give them something to look forward to.
- Ensure your child is eating and drinking well, and getting a suitable amount of sleep.

## Remember this about SATs:

### SATs focus on what they know about Maths and English

They won't reflect how talented they are at Science, Geography, Art or PE, and they certainly won't highlight positive personal characteristics such as kindness and integrity.

### SATs results don't always tell the whole story

The results will say they DID or DIDN'T meet a certain standard, but not necessarily by what margin. Additionally, the thresholds tend to change each year according to overall national performance, so what was classed as 'did meet the expected standard' in 2016 may have been considered a 'did not' in 2015. Your school may be able to provide you with more detailed feedback, so don't let your child see SATs as a simple case of 'pass' or 'fail'.

### SATs last for one week

In reality it's just one or two papers lasting 30-60 minutes each day. You can't emphasise enough the importance of keeping that in perspective.

## Advice for Year 6 children!

- Listen to what your teacher says.
- Your teacher is cheering you on and wants you to do your best.
- Make sure you get plenty of sleep and stay well fed – sleep and food help keep the brain moving.
- Read the questions carefully. This can help to avoid any silly mistakes!
- Don't worry if there's something you can't answer. Take a deep breath! You can always move on and go back later but it's better to write something rather than nothing.
- Keep in mind year 6 SATs are just one week of your entire life!

'Stay focused in class so you don't  
have loads of extra study at home!  
- Year 7 pupil's advice

Please complete questionnaire

# AOB





1. Selling Books




2. Leaver's Hoodie

# SATs presentation 2023

## Order form – Year 6 SATs

Tick the items that you would like to order

Book	Title	Our Price	RRP	Your order (tick)
	Complete KS2 Maths and English 10-Minute Test SAT Buster Book 1 Bundle (for the 2023 tests)	£7	£14	
	Complete KS2 Maths and English 10-Minute Test SAT Buster Book 2 Bundle (for the 2023 tests)	£7	£14	
	KS2 English Reading SAT Buster Book 1 Bundle - includes answers (for the 2023 tests)	£6	£12	
	KS2 English Reading SAT Buster Stretch Bundle - includes answers (for the 2023 tests) <b>FOR GDS</b>	£6	£12	

	KS2 Maths SAT Buster Book 1 Bundle - includes answers (for the 2023 tests)	£6	£12	
	KS2 Maths SAT Buster Stretch Bundle - includes answers (for the 2023 tests) <b>FOR GDS</b>	£6	£12	
	KS2 English SpaG SAT Buster Book 1 Bundle - includes answers (for the 2023 tests)	£6	£12	

Name of child ..... Class .....

Total amount of your order .....

Paid tonight (21.02.23 – write name of teacher who received payment)	
Will send money into school/Pay on parent pay	

Payment must be made by 26.02.23

Please note, we will be making the order on Monday 27<sup>th</sup> February so if your money is not in by then, we will not be adding your order to the school order.

Name of child ..... Class .....

Total amount of your order .....

Paid tonight (21.02.23 – write name of teacher who received payment)	
Will send money into school/Pay on parent pay	

**Payment must be made by 26.02.23**

Please note, we will be making the order on Monday 27<sup>th</sup> February so if your money is not in by then, we will not be adding your order to the school order.

Some of the books are displayed at the back so you can have a flick through and see what you are purchasing. If you would like to pay tonight then you can fill in your form and hand the form and money to any teacher here.

You should get your books wb 06.03.23





