

# Phonics Journal



Rush Green Primary School



Reception – Summer 1

Phonics Teacher: Miss Egan

Child's Name:

Dear Parents/Carers,

Phonics is a way of teaching children to read quickly and fluently. The children are taught how to:

- Recognise the sounds that individual letters or groups of letters make
- Identify the sounds that different combinations of letters make such as 'sh' in ship and 'oa' in goat
- Blend these sounds together from left to right to make words.

### How do we teach Phonics?

At Rush Green Primary School we teach Phonics using the Jolly Phonics Programme. This journal contains a weekly breakdown of what your child will be learning in their Phonics lessons.

### How can you help at home?

Use this journal as a tool to support your child's learning at home. There are examples of words which your child can 'segment and blend' using their 'phoneme fingers'.

### How do we use this journal in school?

The children have a spelling challenge every Friday during their phonics lesson. Please practise the weekly spellings in this journal. You can also help your child write sentences containing the weekly challenge words so that they understand their meaning. The journal must be in school every Friday so the children can do their spelling test in it.

If you have any queries about this journal please speak to your child's class teacher.

Thank you for your continued support.

# Summer 1

	<b>Grapheme</b>	<b>Use phoneme fingers to segment and blend each word</b>
Week 1	ai	aim, paid, tail, paint
	j	jog, just, jump, jail
	oa	oak, foam, goat, float
	ie	pie, tie, fried, cried
	<b>Tricky words</b>	<b>we me be</b>
Week 2	ee or	see, free, jeep, meet, need for, born, cork, storm
	z zz	zip, fizz, zest
	w	wag, web, wait, swim
	ng	bang, king, ring, bring
	<b>Tricky words</b>	<b>was to do</b>
Week 3	v	van, vet, vest, vivid
	oo (long sound) oo (short sound)	boo, hoop, pool, spoon foot, good, woof, stood
	y	yum, yell, yuck, yelp
	x	box, fix, exit, next
	<b>Tricky word</b>	<b>are all</b>
Week 4	ch	chin, chess, chill, cheek, lunch
	sh	ash, dish, fish, shed, sheep, shock
	th	than, then, them, north, thing
	qu	quit, quiz, quack, squid
	<b>Tricky word</b>	<b>no go so</b>
Week 5	ou	out, mouth, cloud, count
	oi	boil, join, point, spoil
	ue	cue, due, fuel, value
	er	her, mixer, butter, letter
	ar	arm, jar, bark, march
	<b>Tricky words</b>	<b>you</b>
Week 6	Revision	

# j

I can read these words:

jog

job

just

I can write these words:

j	o	g
---	---	---

--	--	--

--	--	--	--

I can read this sentence:

I can jog.



# w

I can read these words:

web

twig

wind

wig

I can write these words:


w

e

b

I can read this sentence:

A web on a twig.



**v**

I can read these words:

van  
• • •

vest  
• • • •

visit  
• • • • •

I can write these words:

v

a

n

--	--	--	--

--	--	--	--	--

I can read this sentence:

I went to the vet.



# y

I can read these words:

yell

yelp

yam

I can write these words:

y

e

ll

I can read this sentence:

I can yell in the vets.

# Tricky words

no

go

so



no



go



so





# ai

I can read these words:

rain

snail

grain

brain

I can write these words:

--	--	--

--	--	--	--

--	--	--	--

--	--	--	--

I can read this sentence:

She got wet in the rain.



# oa

I can read these words:

m<sub>.</sub>o<sub>.</sub>a<sub>.</sub>t<sub>.</sub>

r<sub>.</sub>o<sub>.</sub>a<sub>.</sub>d<sub>.</sub>

s<sub>.</sub>o<sub>.</sub>a<sub>.</sub>p<sub>.</sub>

t<sub>.</sub>o<sub>.</sub>a<sub>.</sub>s<sub>.</sub>t<sub>.</sub>

I can write these words:

--	--	--


--	--	--

--	--	--

--	--	--	--

I can read this sentence:

The toast on the road.



# ie

I can read these words:

lie

tied

dried

flies

I can write these words:

--	--

--	--	--

--	--	--	--

--	--	--	--

I can read this sentence:

She can tell a lie.

# ee

I can read these words:

bee

tree

sleep

seed

I can write these words:

--	--

--	--	--

--	--	--	--

--	--	--

I can read this sentence:

He went to sleep in the tree!

# or

I can read these words:

port

torn

horn

I can write these words:

--	--	--

--	--	--

--	--	--


I can read this sentence:

She has a horn in the van.

## Tricky words

you

your



Look and say



Look, say and write



Cover and write

you

your

# ng

I can read these words:

sing

long

hang

swing

I can write these words:

--	--	--

--	--	--

--	--	--

--	--	--	--

I can read this sentence:

Can we sing on the swing?

oo

I can read these words:

zoo

moon

boom

food

I can write these words:

--	--

--	--	--

--	--	--

--	--	--

I can read this sentence:

Can we zoom to the moon?





oo

I can read these words:

hook

look

book

wood

I can write these words:

--	--	--


--	--	--

--	--	--

--	--	--

I can read this sentence:

I had a look at a good book.



# ch

I can read these words:

chat

chips

torch

chair

I can write these words:

--	--	--

--	--	--	--

--	--	--

--	--	--

I can read this sentence:

Can we chat on the bus?

# sh

I can read these words:

ship

mash

sheet

brush

I can write these words:

--	--	--

--	--	--

--	--	--

--	--	--	--

I can read this sentence:

We went on a ship!

# Tricky words

me

we

be

## Pirate Treasure Writing Tricky Words

Write the tricky words to help the pirates reach the treasure!



we



me



be



# th

I can read these words:

this

that

cloth

toothpick

I can write these words:

--	--	--

--	--	--

--	--	--	--

--	--	--	--	--	--

I can read this sentence:

That sloth is in a tree!



# qu

I can read these words:

quick

aqua

squid

I can write these words:

--	--	--

--	--	--

--	--	--	--

**I can read this sentence:**

She went to get a quill.

# ou

I can read these words:

loud

round

found

I can write these words:

--	--	--

--	--	--	--

--	--	--	--

I can read this sentence:

We found a round sheep, it went to the shop!

# oi

I can read these words:

boil

coin

moist

spoil

I can write these words:

--	--	--

--	--	--

--	--	--	--

--	--	--	--

I can read this sentence:

We found a coin.



## Tricky words

**was**

**to**

**do**



Look and say



Look, say and write



Cover and write

**was**

**to**

**do**

# ue

I can read these words:

hue  
• •

fuel  
• • •

venue  
• • • •

I can write these words:

--	--

--	--	--

--	--	--	--

**I can read this sentence:**

We are all going to the venue.

# er

I can read these words:

fern

herd

river

mixer

I can write these words:

--	--	--

--	--	--

--	--	--	--

--	--	--	--

I can read this sentence:

Her jumper has got a fern on it.

# ar

I can read these words:

car

dark

farm

market

I can write these words:

--	--

--	--	--

--	--	--

--	--	--	--	--	--

I can read this sentence:

We went in the car to the farm.

## Tricky word

are

all



Look and say



Look, say and write



Cover and write

are

all

ai



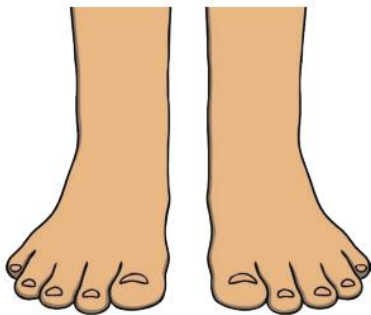
--	--	--

ai



--	--	--

ee



--	--	--

ee



--	--	--

or




--	--	--

or



--	--	--

oo




--	--	--

oo




--	--	--

oa




--	--	--

oa



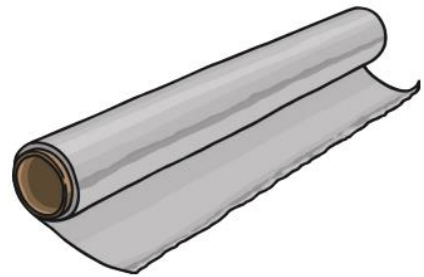
--	--	--

oi



--	--	--


oi



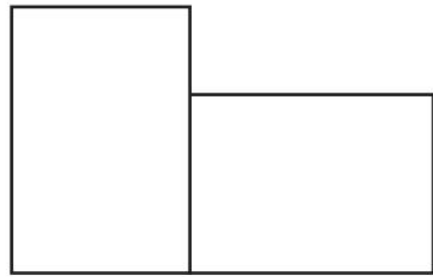
--	--	--



ow



ow



Cut out the different jigsaw pieces and match the word to the picture.

**black**



**frog**



**brush**



**glitter**



**smell**



**gran**



**crab**



**snail**




**drink**



**sleep**



**twins**



**tree**



**flag**



**starfish**



**string**



**shrug**



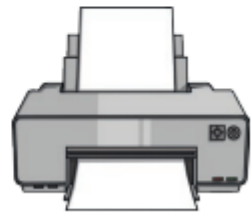
**skunk**



**plum**



**printer**




**spoon**



**scarf**



ar



--	--

ar



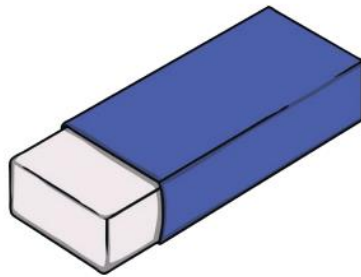
--	--	--

er



--	--	--	--

er



--	--	--	--

**Draw a picture the match the sentence.**

The sail on the ship is green and black.

The goat and cow sit under the tree.



**Draw a picture the match the sentence.**

He has fish and chips for dinner.

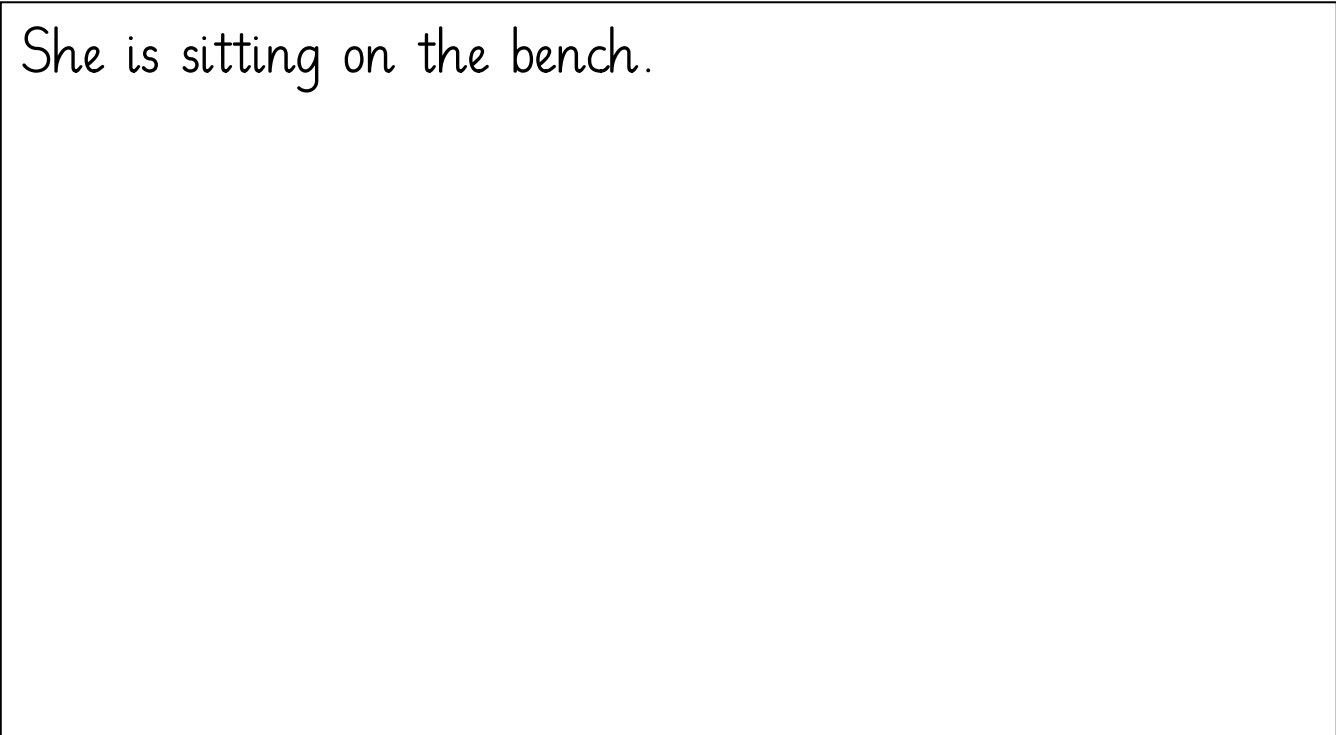
Her tools are in the shed.

**Draw a picture the match the sentence.**

I am looking at books.



She is sitting on the bench.



**Draw a picture the match the sentence.**

We are going shopping.

We are wet in the rain.

## Tricky word bingo.

1. Cut up the different tricky words below and fold them in half.
2. Put the tricky words into a bowl.
3. Choose a bingo board
4. Select a tricky word from the bowl, if you have that word on your mat then cover it with a counter.

You win when you have all the words on your mat.

I	me	be
the	we	to
he	she	do
all	are	was
no	so	go
you	your	

I

the

you

be

are

go

so

we

was

all

he

your

he

be

go

to

all

the

me

she

do

are

I

no