


Phonics Journal



Rush Green Primary School



Reception – Summer 1

Phonics Teacher: Mrs Coggin/ Mrs Winkworth

Child's Name:

Dear Parents/Carers,

Phonics is a way of teaching children to read quickly and fluently. The children are taught how to:

- Recognise the sounds that individual letters or groups of letters make
- Identify the sounds that different combinations of letters make such as 'sh' in ship and 'oa' in goat
- Blend these sounds together from left to right to make words.

How do we teach Phonics?

At Rush Green Primary School we teach Phonics using the Jolly Phonics Programme. This journal contains a weekly breakdown of what your child will be learning in their Phonics lessons.

How can you help at home?

Use this journal as a tool to support your child's learning at home. There are examples of words which your child can 'segment and blend' using their 'phoneme fingers'.

How do we use this journal in school?

We follow the same teaching sequence as directed in the journal. Please practise the weekly sounds/ words in this journal. You can also help your child write sentences containing the weekly challenge words so that they understand their meaning.

If you have any queries about this journal please speak to your child's class teacher.

Thank you for your continued support.

Step 2 Jolly phonics

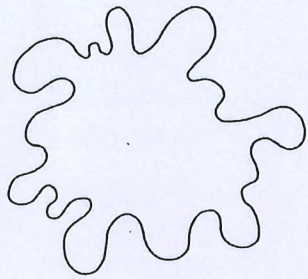
This half term the children will continue to build upon their previous phonetic knowledge. They will learn alternative ways of writing the vowel sounds, learn the alphabet, how to write capital letters and will learn to write longer words and sentences.

Summer 1

Week	Alternative sound	Handwriting/Read, Write and Revise	Tricky Words
1.	ow as /oa/ + /ou/ e.g. slow, window, brown, cow	Caterpillar /c/ letters e.g c, a, d, o, g, q	little, down
2.	Revision of: long vowels and split digraphs e.g. cube, bike, late, bone Revision of ay and oy e.g. play, away, toy, oyster	r, n, m, h	my, one, by only, old
3.	Revision of ea as /ee/ e.g. flea, pea Revision of y and igh as /ie/	b, d	like, have, live, give

	e.g. night, high, fly, my		
4.	ir and ur as /er/ e.g. stir, girl, burn, church	Tall letters e.g. b, d, h, l, t, k	what, when
5.	ew as /ue/ e.g. stew, flew	Letters with tails under the line e.g. f, g, j, p, q, y	why, where
6.	aw, au, al as /or/ e.g. straw, haunt, talk	e, z, s, v, w, x	who, which


Write over the dotted letters to read each word. Cut along the dotted lines and decide if the <ow> is making an /oa/ or /ou/ sound. Put the /oa/ words in the boat and the /ou/ words in the cloud.




yellow




elbow



cow



town




crown




snow




arrow




owl




window



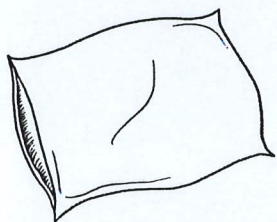
shower




flower



crow



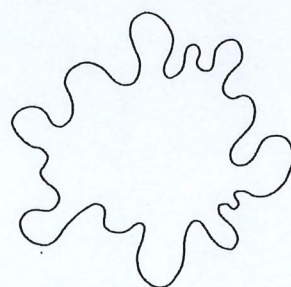
pillow



rainbow



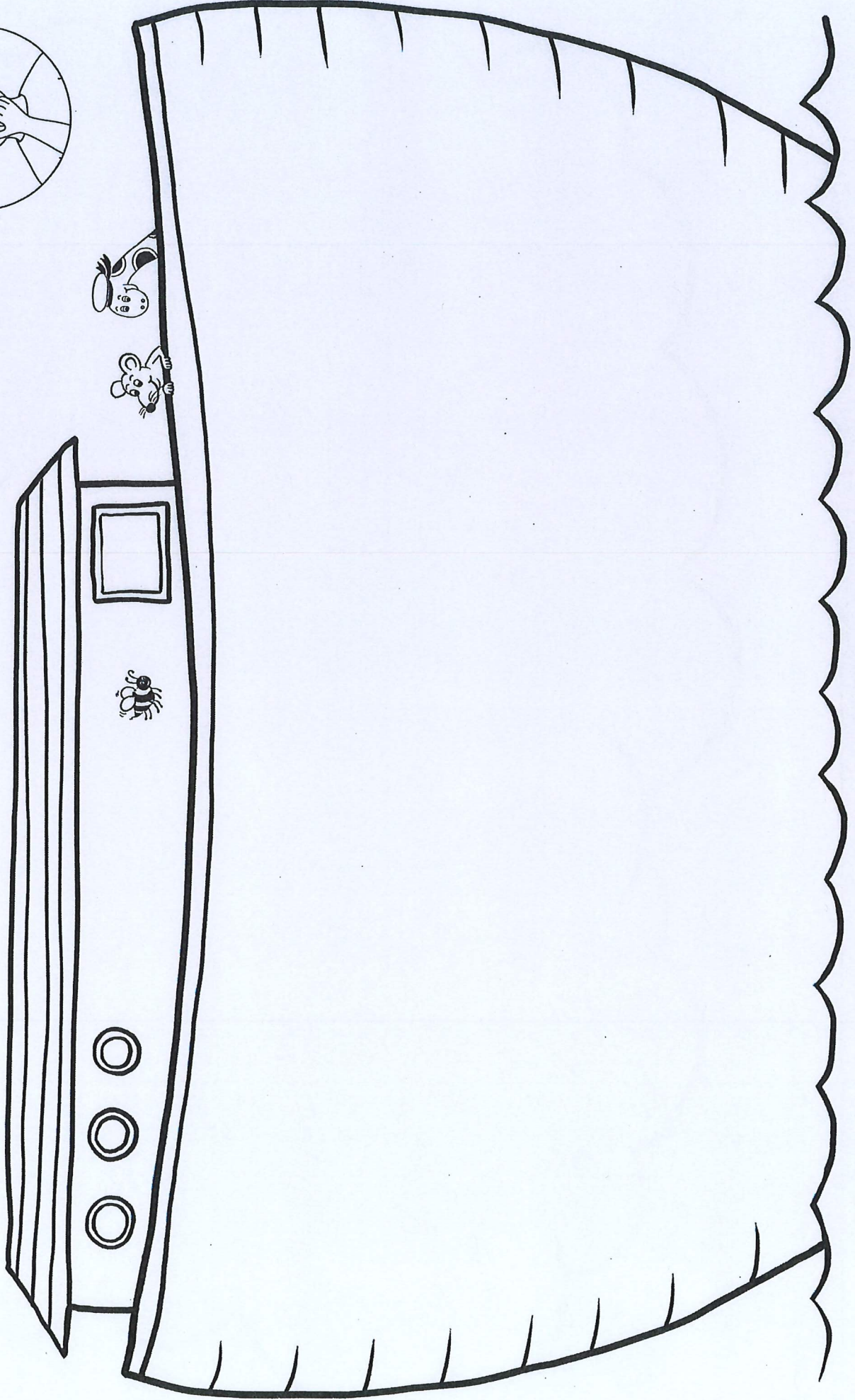
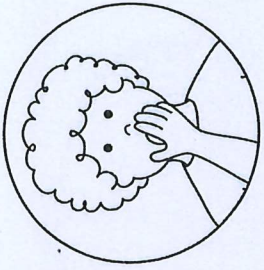
clown



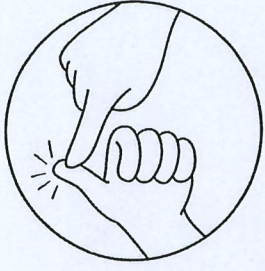
brown

Find the pictures of the words that say /oa/ and put them in the boat.


ow



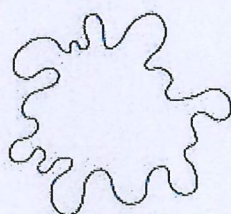















Find the pictures of the words that say /ou/ and put them in the big cloud.



ow

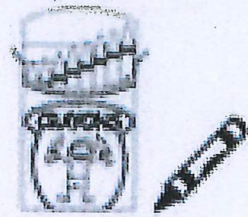
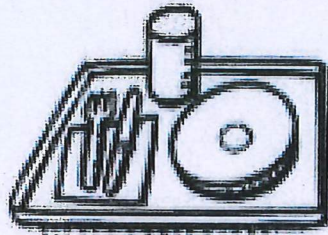



Can you read all of these words? Colour in the pictures if you can.



 <p>yellow</p>	 <p>elbow</p>	 <p>cow</p>	 <p>town</p>
 <p>crown</p>	 <p>snow</p>	 <p>arrow</p>	 <p>owl</p>
 <p>window</p>	 <p>shower</p>	 <p>flower</p>	 <p>crow</p>
 <p>pillow</p>	 <p>rainbow</p>	 <p>clown</p>	 <p>brown</p>

ay

play hay pray tray spray
clay crayon day ray



Monday




Can you find the odd one out?

Find and Write the 'oy' Words



Write the words and then colour the pictures with an 'oy' sound in them.



t	
---	--



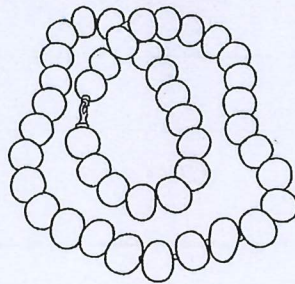
b	
---	--



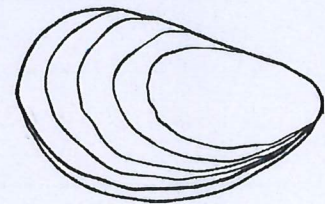
r		a	l
---	--	---	---



j	
---	--



b		d	s
---	--	---	---



	s	t	er
--	---	---	----



l		a	l
---	--	---	---




m		t
---	--	---



c		n
---	--	---

Fixing the car.



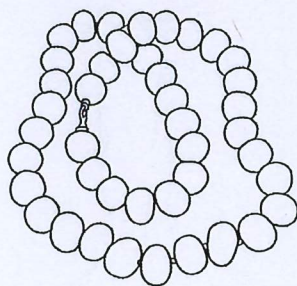
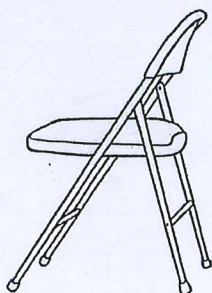



Can you write some sentences about this picture?

Find and Write the 'ea' Words





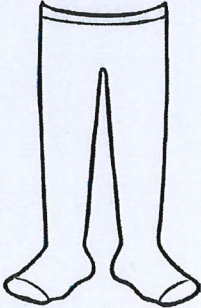
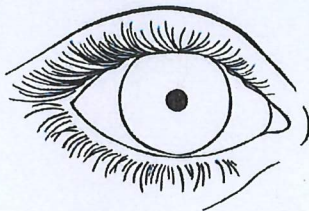
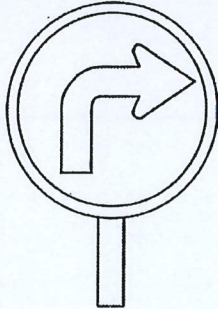




Write the words and then colour the pictures with an 'ea' sound in them.




Write and Colour the 'igh' Words


Write the 'igh' words for each picture and then colour them in.

 <table border="1"><tr><td></td><td>igh</td><td></td></tr></table>		igh		 <table border="1"><tr><td>s</td><td></td></tr></table>	s		 <table border="1"><tr><td>h</td><td></td></tr></table>	h					
	igh												
s													
h													
 <table border="1"><tr><td>th</td><td></td></tr></table>	th		 <table border="1"><tr><td>t</td><td></td><td></td><td>s</td></tr></table>	t			s	 <table border="1"><tr><td>s</td><td></td><td></td></tr></table>	s				
th													
t			s										
s													
 <table border="1"><tr><td></td><td></td><td>t</td></tr></table>			t	 <table border="1"><tr><td>n</td><td></td><td></td></tr></table>	n			 <table border="1"><tr><td>l</td><td>t</td><td>n</td><td></td><td></td></tr></table>	l	t	n		
		t											
n													
l	t	n											

Colour the pictures that have the sound igh.




boat




fight



night



light bulb



coin

igh

Write these tall letters.

b b b b b

d d d d d




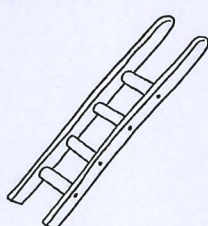


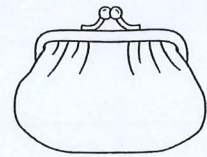

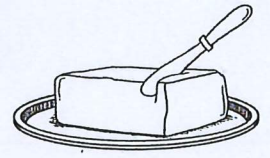
h h h h h

k k k k k

l l l l l

t t t t t

Copy or put the correct word underneath each picture. Then draw a line to join each word to its spelling.

 <hr/>		 <hr/>
 <hr/>		 <hr/>
 <hr/>		 <hr/>

ladder

purse

girl

shirt

butter

yogurt

<p>Look Find the tricky bit.</p>	<p>Copy then Cover</p>	<p>Write then Check</p>	<p>Have another go!</p>
<p>what when</p>	<p><i>what</i> <i>when</i></p>	<p>_____ _____</p>	<p>_____ _____</p>
Fold	Fold		
<p>Look Find the tricky bit.</p>	<p>Copy then Cover</p>	<p>Write then Check</p>	<p>Have another go!</p>
<p>what when</p>	<p><i>what</i> <i>when</i></p>	<p>_____ _____</p>	<p>_____ _____</p>
Fold	Fold		
<p>Look Find the tricky bit.</p>	<p>Copy then Cover</p>	<p>Write then Check</p>	<p>Have another go!</p>
<p>what when</p>	<p><i>what</i> <i>when</i></p>	<p>_____ _____</p>	<p>_____ _____</p>
Fold	Fold		
<p>Look Find the tricky bit.</p>	<p>Copy then Cover</p>	<p>Write then Check</p>	<p>Have another go!</p>
<p>what when</p>	<p><i>what</i> <i>when</i></p>	<p>_____ _____</p>	<p>_____ _____</p>
Fold	Fold		

Write these letters, which have tails that go under the line.

f f f f f f

g g g g g g

j j j j j j

p p p p p p

q q q q q q

y y y y y y


Copy Sheets 1 and 2 double-sided, or glue them together. Fold the double-sided sheet down the middle and cut along the dotted lines. Unfold the four long strips and lay them one on top of the other, starting from the bottom. Then staple the fold to make a book.



2

barbecue

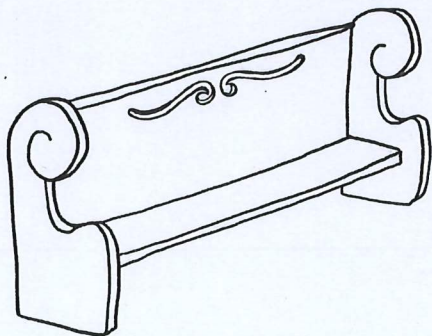
15



4

perfume


13



6

rescue

11



8

skewer

9

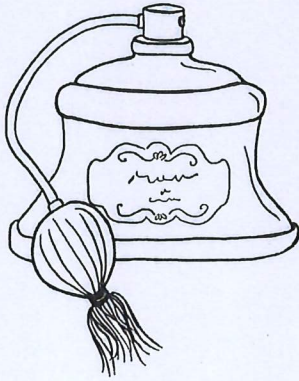
Follow the instructions on Sheet 1 to make your Read and See book. Read each word and then turn the page to see the picture.



16

ewe


1



14

mule

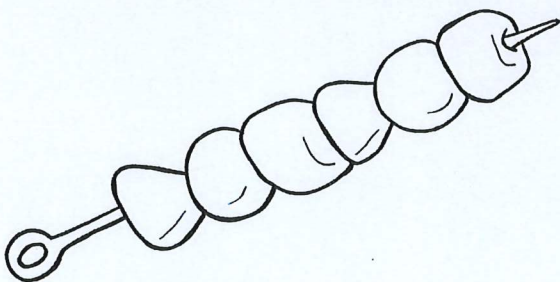
3



12

pew

5



10

statue

7

<p>Look Find the tricky bit.</p>	<p>Copy then Cover</p>	<p>Write then Check</p>	<p>Have another go!</p>
<p>why where</p>	<p><i>why</i> <i>where</i></p>	<p>_____</p> <p>_____</p>	<p>_____</p> <p>_____</p>
Fold	Fold		
<p>Look Find the tricky bit.</p>	<p>Copy then Cover</p>	<p>Write then Check</p>	<p>Have another go!</p>
<p>why where</p>	<p><i>why</i> <i>where</i></p>	<p>_____</p> <p>_____</p>	<p>_____</p> <p>_____</p>
Fold	Fold		
<p>Look Find the tricky bit.</p>	<p>Copy then Cover</p>	<p>Write then Check</p>	<p>Have another go!</p>
<p>why where</p>	<p><i>why</i> <i>where</i></p>	<p>_____</p> <p>_____</p>	<p>_____</p> <p>_____</p>
Fold	Fold		
<p>Look Find the tricky bit.</p>	<p>Copy then Cover</p>	<p>Write then Check</p>	<p>Have another go!</p>
<p>why where</p>	<p><i>why</i> <i>where</i></p>	<p>_____</p> <p>_____</p>	<p>_____</p> <p>_____</p>
Fold	Fold		



Write these letters.

e e e e e e

Z Z Z Z Z Z

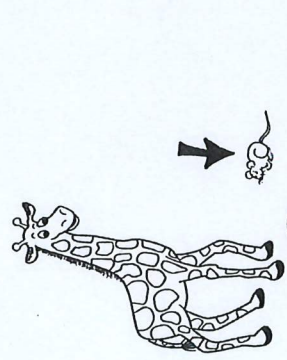
S S S S S S

V v v v v v


W w w w w w

X x x x x x


Play a game of dominoes. Cut up the cards on Sheets 1 and 2 and shuffle them. Lay them on the table and put the card with the word 'start' in the middle. Read the word at the bottom and lay the card with the matching picture next to it. Continue to play the game, reading each word and finding its matching picture, until all the cards have been used.



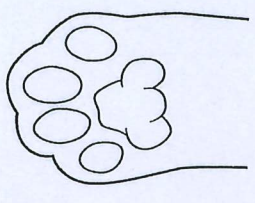
paw



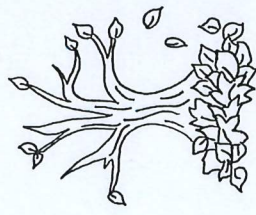
autumn



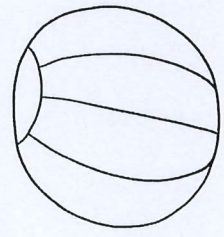
ball




straw



astronaut



chalk




end





laundry

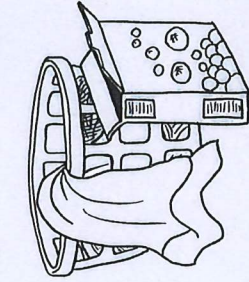
Play a game of dominoes. Cut up the cards on Sheets 1 and 2 and shuffle them. Lay them on the table and put the card with the word 'start' in the middle. Read the word at the bottom and lay the card with the matching picture next to it. Continue to play the game, reading each word and finding its matching picture, until all the cards have been used.




wall



claws



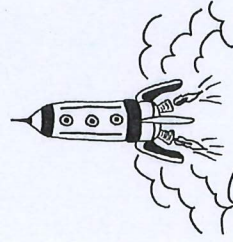
launch



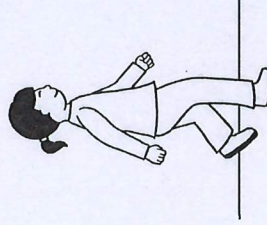
walk



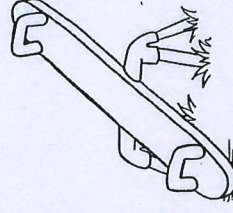
seesaw



smaller





jigsaw



strawberry

<p>Look Find the tricky bit.</p>	<p>Copy then Cover</p>	<p>Write then Check</p>	<p>Have another go!</p>
<p>who which</p>	<p><i>who</i> <i>which</i></p>	<p>_____</p> <p>_____</p>	<p>_____</p> <p>_____</p>
Fold	Fold		
<p>Look Find the tricky bit.</p>	<p>Copy then Cover</p>	<p>Write then Check</p>	<p>Have another go!</p>
<p>who which</p>	<p><i>who</i> <i>which</i></p>	<p>_____</p> <p>_____</p>	<p>_____</p> <p>_____</p>
Fold	Fold		
<p>Look Find the tricky bit.</p>	<p>Copy then Cover</p>	<p>Write then Check</p>	<p>Have another go!</p>
<p>who which</p>	<p><i>who</i> <i>which</i></p>	<p>_____</p> <p>_____</p>	<p>_____</p> <p>_____</p>
Fold	Fold		
<p>Look Find the tricky bit.</p>	<p>Copy then Cover</p>	<p>Write then Check</p>	<p>Have another go!</p>
<p>who which</p>	<p><i>who</i> <i>which</i></p>	<p>_____</p> <p>_____</p>	<p>_____</p> <p>_____</p>
Fold	Fold		

Write the words and then find them in the wordsearch.



o	b	y	r	d	l	i	v	e	p
s	l	i	x	v	o	n	e	m	g
a	c	k	b	w	h	a	t	j	q
l	i	t	t	l	e	j	r	x	o
p	o	l	d	m	f	h	a	v	e
x	s	f	l	i	k	e	q	u	t
b	a	v	y	c	h	d	o	w	n
w	h	e	n	g	i	k	z	t	u
d	w	j	e	f	b	o	n	l	y
a	g	i	v	e	w	s	h	d	z

