

Phonics Journal



Rush Green Primary School



Reception – Summer 1

Phonics Teacher: Miss Begum

Child's Name:

Dear Parents/Carers,

Phonics is a way of teaching children to read quickly and fluently. The children are taught how to:

- Recognise the sounds that individual letters or groups of letters make
- Identify the sounds that different combinations of letters make such as 'sh' in ship and 'oa' in goat
- Blend these sounds together from left to right to make words.

How do we teach Phonics?

At Rush Green Primary School we teach Phonics using the Jolly Phonics Programme. This journal contains a weekly breakdown of what your child will be learning in their Phonics lessons.

How can you help at home?

Use this journal as a tool to support your child's learning at home. There are examples of words which your child can 'segment and blend' using their 'phoneme fingers'.

How do we use this journal in school?

The children have a spelling challenge every Friday during their phonics lesson. Please practise the weekly spellings in this journal. You can also help your child write sentences containing the weekly challenge words so that they understand their meaning. The journal must be in school every Friday so the children can do their spelling test in it.

If you have any queries about this journal please speak to your child's class teacher.

Thank you for your continued support.

Summer 1

	Grapheme	Use phoneme fingers to segment and blend each word
Week 1	ai	aim, paid, tail, paint
	j	jog, banjo, just, jump, jail
	oa	oak, foam, goat, float
	ie	pie, tie, fried, cried
	Tricky words	I the
Week 2	ee	see, free, jeep, meet, need
	or	for, born, cork, storm, orb
	z zz	zip, fizz, zest
	w	wag, web, wait, swim
	Tricky words	she he me
Week 3	ng	bang, king, ring, bring
	v	van, vet, vest, vivid
	oo (long sound)	boo, hoop, pool, spoon
	oo (short sound)	foot, good, woof, stood
	y	yum, yell, yuck, yelp
Tricky word	we be	
Week 4	x	box, fix, exit, next
	ch	chin, chess, chill, cheek, lunch
	sh	ash, dish, fish, shed, sheep, shock
	th	than, then, them, north, thing
Week 5	qu	quit, quiz, quack, squid
	ou	out, mouth, cloud, count
	oi	boil, join, point, spoil
	ue	cue, due, fuel, value
	Tricky words	was to
Week 6	Revision and assessment week	

ai

I can read these words:

main

tail

snail

paint

I can write these words:

--	--	--

--	--	--

--	--	--	--

--	--	--	--

I can read this sentence:

It was a pain to wait in the rain.



j

I can read these words:

jug

job

jet

just

I can write these words:

j

u

g

I can read this sentence:

I get on the jet.



oa

I can read these words:

goat

road

soap

toast

I can write these words:

--	--	--

--	--	--

--	--	--

--	--	--	--

I can read this sentence:

A goat and a toad go onto the road.



ie

I can read these words:

lie

tied

cried

I can write these words:

--	--

--	--	--

--	--	--	--

I can read this sentence:

The pie is hot.

Tricky words

the

I

It was a pain to wait in the rain.



ee

I can read these words:

bee

tree

keep

sleep

I can write these words:

--	--

--	--	--

--	--	--

--	--	--	--

I can read this sentence:

or

I can read these words:

for

corn

fork

storm

I can write these words:

--	--

--	--	--

--	--	--

--	--	--	--

I can read this sentence:

The baby was born last week.



z

I can read these words:

zip

zap

jazz

buzz

I can write these words:

z

i

p

I can read this sentence:

The bee can buzz.



w

I can read these words:

wet

well

wick

west

I can write these words:

w

e

t

I can read this sentence:

He is wet.



Tricky words

he

she

me

ng

I can read these words:

sing

long

bang

swing

I can write these words:

--	--	--

--	--	--

--	--	--

--	--	--	--

I can read this sentence:

The king will sing his song.



v

I can read these words:

vet

van

vest

I can write these words:

v

e

t

I can read this sentence:

We went to the vets.



oo

I can read these words:

moo

zoom

pool

spoon

I can write these words:

--	--

--	--	--

--	--	--

--	--	--	--

I can read this sentence:

Do you want to zoom to the moon with me?



oo

I can read these words:

cook

look

took

wood

I can write these words:

--	--	--

--	--	--

--	--	--

--	--	--

I can read this sentence:

I had a look at a good book.



y

I can read these words:

yum

yell

yuck

yelp

I can write these words:

y

u

m

I can read this sentence: Yuck it is not good.

Tricky words

we

be

x

I can read these words:

sax
• • •

mix
• • •

fox
• • •

I can write these words:

s

a

x

I can read this sentence:

The fox got into the box.



ch

I can read these words:

chop

chain

torch

bunch

I can write these words:

ch	o	p
----	---	---

--	--	--

--	--	--

--	--	--	--

I can read this sentence:

He has got such a big chin.



sh

I can read these words:

dish

shop

sheep

brush

I can write these words:

--	--	--

--	--	--

--	--	--

--	--	--	--

I can read this sentence:

She had to dash to the shop.



th

I can read these words:

this

then

moth

three

I can write these words:

--	--	--

--	--	--

--	--	--

--	--	--

I can read this sentence:

This has to be the moth.



qu

I can read these words:

quit

quiz

queen

I can write these words:

qu

i

t

I can read this sentence:

She took the quiz with the queen.

ou

I can read these words:

out

mouth

shout

I can write these words:


--	--

--	--	--

--	--	--

I can read this sentence:

My cow is down in the town.



oi

I can read these words:

oil

join

soil

point

I can write these words:

--	--

--	--	--

--	--	--

--	--	--	--

I can read this sentence:

A coin was in the soil.

ue

I can read these words:

due
• •

cue
• •

value
• • • •

I can write these words:

d	ue
---	----

--	--

--	--	--	--

I can read this sentence:

It is a lot of value.



Tricky words

was

to

Write the initial letter for each word.



_ e t



_ a m



_ o g



_ a t




_ a n




_ o g



_ a t



_ e n




_ i g



_ e n



_ u g



_ a g



_ e t

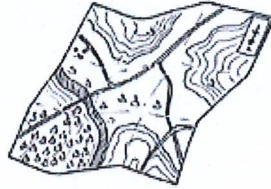


_ a n

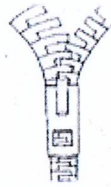

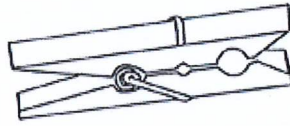


_ i p




Write the word for each picture.



10



6





we

she

me

was

I

do

be




are

to

he

the
The

all





give

little

by

one

what

old

down

like

when

only

have

live

3



two

should

their

right

put

would

does



goes

could

saw

four

made

5



Topic Vocabulary for the Summer Term

Here is a list of all the topic words you will come across in your lessons, along with a pictorial representation and their definition. You will come across these words over the course of the Summer term.

Summer Vocabulary– Fairy tales

Story writing/ telling language:

Beginning:

Once upon a time
A long time ago
One day





Middle:




Suddenly
Unfortunately
All of a sudden
Luckily
Fortunately





End:





Finally
At last
The end
Happily ever after



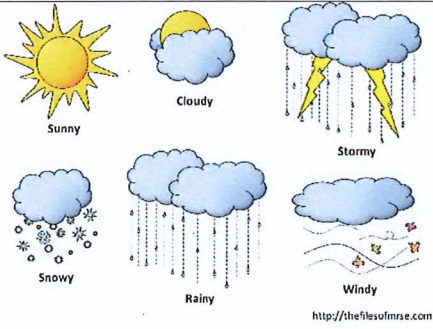

Vocabulary	Picture	Definition and synonyms
cottage		a small house, typically one in the country

<p>carriage</p>		<p>A carriage is a private four-wheeled vehicle for people and is most commonly horse-drawn.</p>
<p>King</p>		<p>The male ruler</p>
<p>Queen</p>		<p>The female ruler</p>
<p>Prince</p>		<p>The son of a king and queen</p>

<p>axe man</p>	 A cartoon-style illustration of a man with a full black beard and a yellow turban. He is wearing a red tunic and is holding a large axe over his right shoulder. The background is plain white. There is a small 'alamy' logo at the bottom left of the image.	<p>A man who works with an axe.</p>
<p>beanstalk</p>	 A photograph of a tall, green beanstalk growing from a patch of grass. The beanstalk reaches up into a blue sky with white clouds, where a small, stone castle is visible at the top. The scene is set against a backdrop of a bright, sunny day.	<p>The stem of a bean or plant that grows tall.</p>
<p>porridge</p>	 A photograph of a white ceramic bowl filled with cooked oatmeal (porridge). The bowl has some text and graphics on it, including 'BRY WAY' and 'PREMIUM SCOTCHISH OATS'. A silver spoon is resting in the porridge. The bowl is placed on a surface with other food items partially visible.	<p>Oatmeal boiled with water or milk.</p>

fruit		<p>The sweet or fleshy part of a tree or plant that contains seeds.</p>
flower		<p>A flower is a fragile blossom that has petals and grows at the top of the stem of a plant.</p>
sow		<p>Planting seed for growth, especially by scattering.</p>
seed		<p>A small, round object produced by a plant and from which, when it is planted, a new plant can grow.</p>

<p>root</p>		<p>Part of the plant that usually grows underground, securing the plant in place, absorbing minerals and water to help the plant grow.</p>
<p>sprout</p>		<p>When a plant begins to grow.</p>
<p>stem</p>		<p>The main long and thin part of a plant that rises above the soil and supports the leaves and flowers.</p>
<p>leaf</p>		<p>A leaf is part of a plant that's usually green and attached to it by a stem or stalk.</p>

city		<p>A city is a place where a large number of people live</p>
village		<p>A village is a small settlement usually found in a rural setting.</p>
weather		<p>The state of the air and atmosphere at a particular time and place the temperature and other outside conditions.</p>
climate		<p>Climate is the long-term pattern of weather in a particular area.</p>
environment		<p>The air, water, and land in or on which people, animals, and plants live.</p>

Zero Tolerance Words: Reception

Your child must know how to spell the following words

the
to
no
go
and
look
me
my
was
went
he
with