

# Phonics Journal

Rush Green Primary School



Reception – Autumn 1

Name: \_\_\_\_\_





Rush Green Primary School

Dear Parents/Carers,

Phonics is a way of teaching children to read quickly and fluently. They are taught how to:

- Recognise the sounds that individual letters or groups of letters make
- Identify the sounds that different combinations of letters make such as 'sh' in ship and 'oa' in goat
- Blend these sounds together from left to right to make words.

At Rush Green Primary School we teach Phonics using 'Jolly Phonics'. This journal contains a weekly breakdown of what your child will be learning in their Phonics lessons.

You can use this journal as a tool to support your child's learning at home. There are examples of words which your child can 'segment and blend' using their 'phoneme fingers'. We will check your child's progress weekly on the words within the 'Challenge' section of this journal.


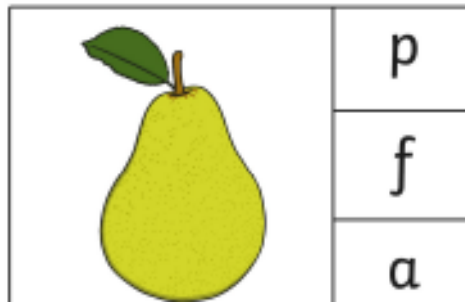

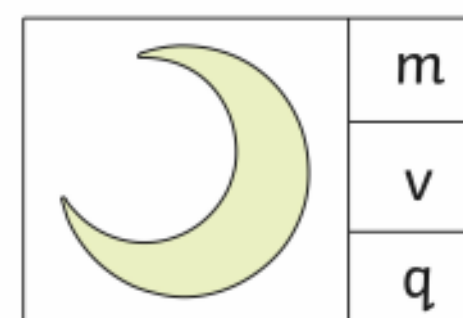



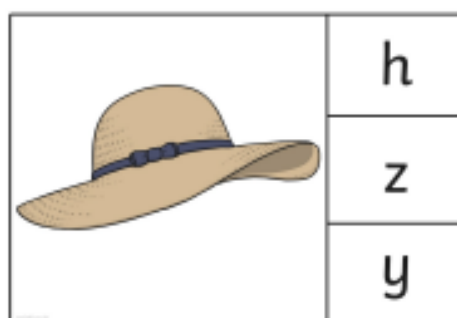


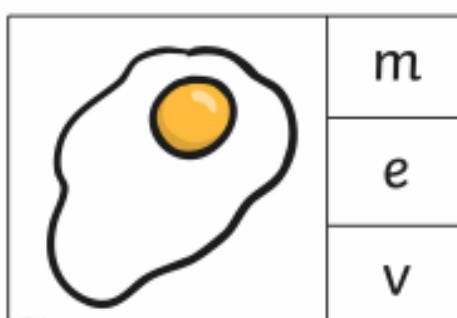

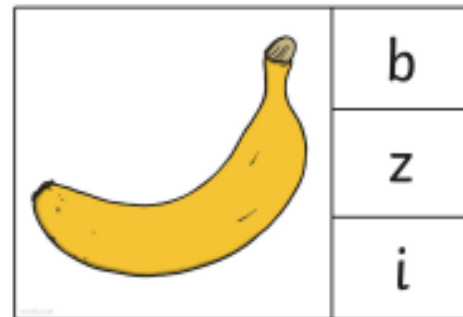

If you have any queries about this journal please speak to your child's class teacher.

Thank you for your continued support.

Miss Egan – Year Group Leader

| Week   | Letters            | Use phoneme fingers to segment and blend each word |
|--------|--------------------|--|
| Week 3 | s                  |  |
|        | a                  | as   |
|        | t                  | sat, at,   |
|        | p                  | tap, pat, sap                                      |
| Week 4 | i                  | sit, pit, tip, pip, sip                            |
|        | n                  | pan, pin, tin, tan, nap                            |
|        | c                  | cap, cat, kid, kit pack, sack, kick, pick,         |
|        | k / ck             | sick   |
| Week 5 | e                  | pet, ten, net, pen                                 |
|        | h                  | hit, hat, has                                      |
|        | r                  | rat, rag, rug                                      |
|        | m                  | man, mat, map                                      |
| Week 6 | d                  | dig, sad, dip                                      |
|        | g                  | mug, gas, gap cup,                                 |
|        | o                  | cot, cod, pot, top, dog,                           |
|        | u                  | run, sun, up                                       |
| Week 7 | l/ll               | leg, log, bell, doll                               |
|        | f/ff               | fan, fun, huff, puff                               |
|        | b                  | bat, bag, bed, bug, bat                            |
| Week 8 | Revisit and Review |  |

What sound  
does the picture  
start with?  
Can you circle  
it?



Use your phoneme fingers to read the word and match it to the right picture. Use the sound buttons to help you.



bun



dog



bed



jog



Use your phoneme fingers to read the word and match it to the right picture. Use the sound buttons to help you.



run



pig



hat



bat



Can you fill in the missing initial sound?

eg



ed



en



en



twinkl.co.uk

ox



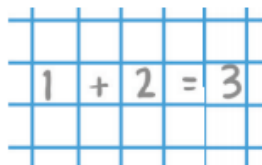
us



og




um



twinkl.co.uk

Can you label the pictures?



|  |  |  |
|--|--|--|
|  |  |  |
|--|--|--|



|  |  |  |
|--|--|--|
|  |  |  |
|--|--|--|



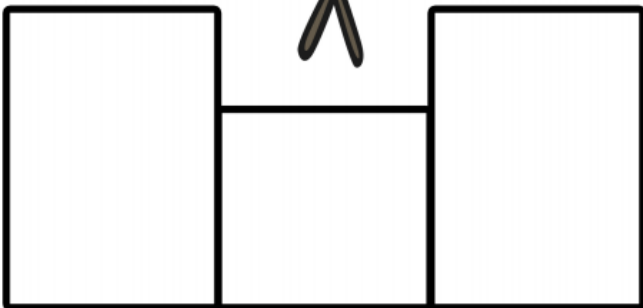

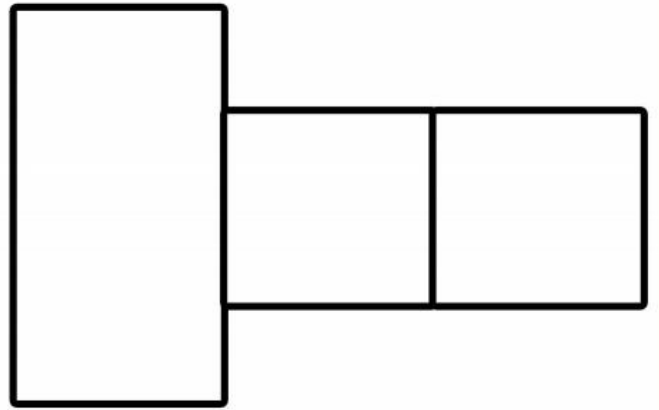
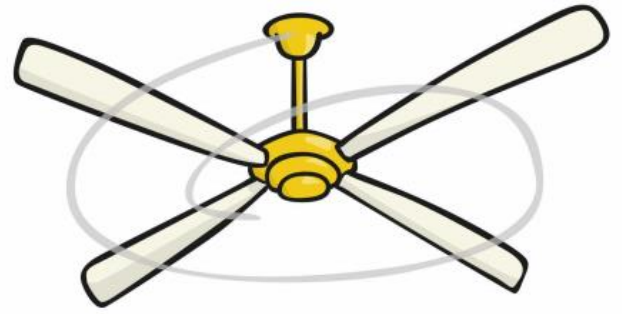
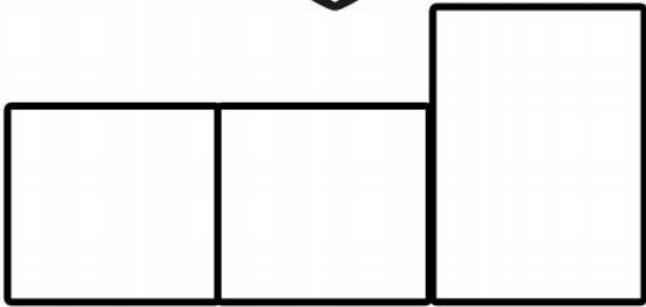



|  |  |  |
|--|--|--|
|  |  |  |
|--|--|--|



|  |  |  |
|--|--|--|
|  |  |  |
|--|--|--|





Can you read following sentences? Remember to point to each word as you read it.



I am a cat.




I am a dog.



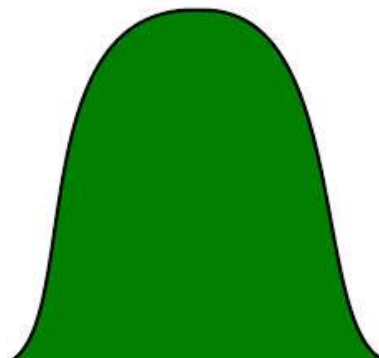
It is a pen.



It is a cup.




I am a pig.




It is a hill.

# Final Sounds

Circle the sound that the word ends with. The first one has been done for you.


**n**  ~~**s**~~


**i**  **t**

**p**  **t**

**m**  **n**


**g**  **b**


**b**  **p**

**d**  **g**

**n**  **f**

**c**  **p**


**d**  **g**

**l**  **j**


**b**  **g**

# Final Sounds

Circle the sound that the word ends with. The first one has been done for you.


~~p~~  n


y  n

r  g

ll  t

b  n

g  d

d  b

f  t

b  p

n  m

g  p

p  b

## Useful links

Articulation  
of Phonemes

<https://www.youtube.com/watch?v=-ksblMiliA8&app=desktop>

Jolly Phonics  
Songs

<http://www.youtube.com/watch?v=eCjJYB07aSU>  
Search for 'Jolly Phonics in order' on YouTube

Phonics Play

[www.phonicsplay.co.uk](http://www.phonicsplay.co.uk)

