

Phonics Journal



Rush Green Primary School



Year 1 – Autumn 1

Phonics Teacher: Miss Ellis

Child's Name: _____



Dear Parents/Carers,

Phonics is a way of teaching children to read quickly and fluently. The children are taught how to:

- Recognise the sounds that individual letters or groups of letters make
- Identify the sounds that different combinations of letters make such as 'sh' in ship and 'oa' in goat
- Blend these sounds together from left to right to make words.

How do we teach Phonics?

At Rush Green Primary School we teach Phonics using the Jolly Phonics Programme. This journal contains a weekly breakdown of what your child will be learning in their Phonics lessons.

How can you help at home?

Use this journal as a tool to support your child's learning at home. There are examples of words which your child can 'segment and blend' using their 'phoneme fingers'.

How do we use this journal in school?

The children have a spelling challenge every Friday during their phonics lesson. Please practise the weekly spellings in this journal. You can also help your child write sentences containing the weekly challenge words so that they understand their meaning. The journal must be in school every Friday so the children can do their spelling test in it.

If you have any queries about this journal please speak to your child's class teacher.

Thank you for your continued support.

Autumn 1

Week	Weekly Focus	Example Words	Tricky Words
1 08.09.25	ai j oa ie	aim, rain, paint, train jail, jam, jog coat, oat, goat pie, lie, tie	I the
2 15.09.25	ee or z w	see, meet, feet, feed for, fork, corn, sport zip, zest, zig-zag, topaz swim, wait, win	he she
3 22.09.25	ng v oo (short sound) oo (long sound)	hang, sing, song, long vest, vet book, look, cook, wood food, root, shoot, moon	me we be
4 29.09.25	y x ch sh	yell, yes, yet box, fox such, much, chat, chip cash, rush, shock, shell	was of
5 06.10.25	th qu ou oi	with, that, then, them quick, quack, quiz cloud, found, out oil, soil, boil, foil, oink	to do
6 13.10.25	ue er ar	blue, clue, glue mixer, farmer, harder art, arch, hard, card, chart	are all
7 20.10.25	Assessment Week		

Week Beginning 08.09.25

rain	jam	coat
pie	tail	sail

Include each of these words in a sentence:

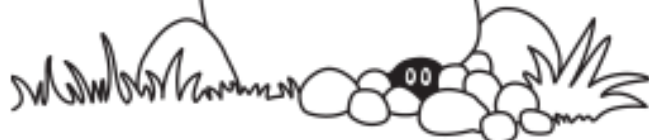
[illegible]

Practise Test (at home)

Week Beginning 08.09.25

1	
2	
3	
4	
5	
6	

ai



ACTION

Cup your hand over your ear as if you are trying to hear something, and say ai?

ai ai ai ai ai

g o u l f b

rain

• • •

tail

• • •

snail

• • • •

paint

• • • •

Look at each picture and say the sounds in the word.
Write the letters for the /ai/ sound in the correct dot.



Jj



ACTION

Pretend to wobble like jelly on a plate, saying *j, j, j*.



jet

jog

just

jump

Look at each picture and say the sounds in the word.
Write the letter for the /j/ sound in the correct dot.



oa



ACTION

Bring your hand over your mouth as if something has gone wrong, and say oa!



oa oa oa oa

u l f b ai j

goat

• • •

road

• • •

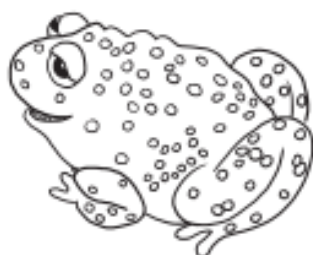
soap

• • •

toast

• • •

Look at each picture and say the sounds in the word.
Write the letters for the /oa/ sound in the correct dot.



ie



ACTION

Salute as if you are a sailor,
saying *ie-ie*.



¹
ie ie ie ie ie

f b ai j oa

lie

..

tied

...


untie

....

magpie

.....

Look at each picture and say the sounds in the word.
Write the letters for the /ie/ sound in the correct dot.



Week Beginning 15.09.25

see	for	zip
win	feet	fork

Include each of these words in a sentence:

[illegible]

Practise Test (at home)

Week Beginning 15.09.25


1	
2	
3	
4	
5	
6	

ee or



ACTION

Put your hands on your head like a donkey's ears. Point them up for *ee* and down for *or*.



ee ee ee ee ee . . .

or or or or or . . .

bee
tree
sleep

corn
fork
storm

Look at each picture and say the sounds in the word. Write the letters for the /ee/ or /or/ sound in the correct dot.

3



Z z



ACTION

Put your arms out at your sides and flap them like a bee, saying zzzzzz.



z z z z z z z z z z

oo ie ee or

zap

...

buzz

...

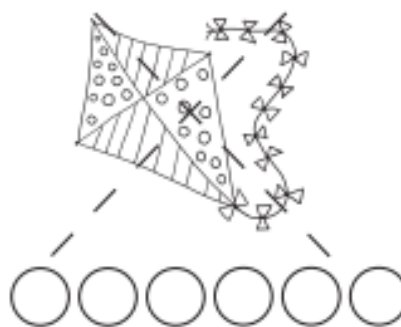
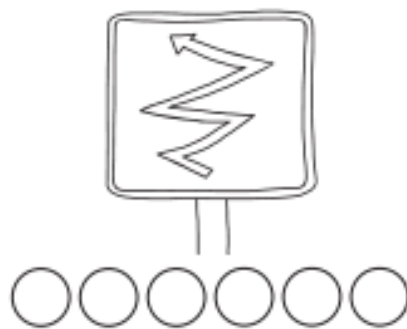
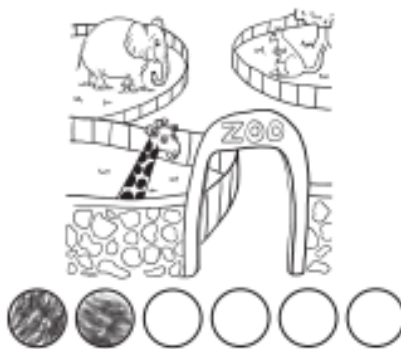
fizz

...

unzip

.....

Count the sounds in the word for each picture and colour in the correct number of dots. Cross out the one that does not have a /z/ sound in it.



W w



ACTION

Blow onto your open hands as if you are the wind, saying w, w, w, w.



W w w w w

ie ee or z

web

• • •

twig

• • • •

week

• • •

wind

• • • •

Count the sounds in the word for each picture and colour in the correct number of dots. Cross out the one that does not have a /w/ sound in it.



○ ○ ○ ○ ○ ○ ○



○ ○ ○ ○ ○ ○ ○



○ ○ ○ ○ ○ ○ ○



○ ○ ○ ○ ○ ○ ○

Week Beginning 22.09.25

sing	vest	book
foot	food	moon

Include each of these words in a sentence:

[illegible]

Practise Test (at home)

Week Beginning 22.09.25

1	
2	
3	
4	
5	
6	

ng



ACTION

Pretend to be a weightlifter lifting a heavy weight above your head, and say *ng*...



ng ng ng ng

ee or z w

sing

...

long

...

bang

...

strong

....

Count the sounds in the word for each picture and colour in the correct number of dots. Cross out the one that does not have a /ng/ sound in it.



○ ○ ○ ○ ○ ○ ○



○ ○ ○ ○ ○ ○ ○



○ ○ ○ ○ ○ ○ ○



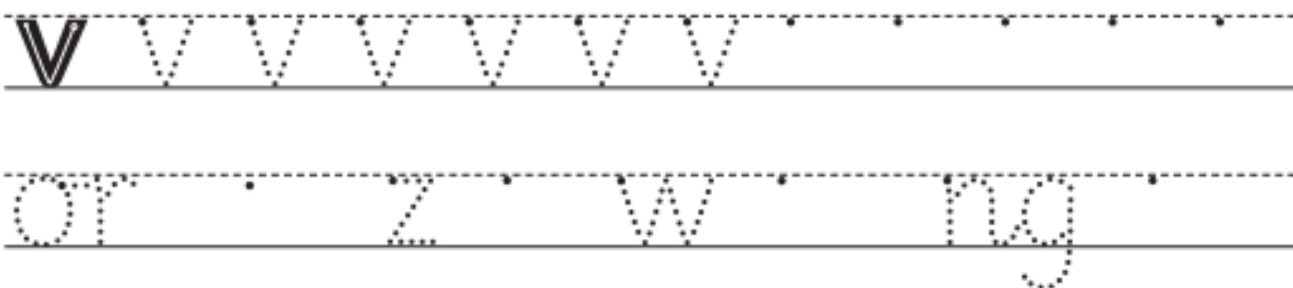
○ ○ ○ ○ ○ ○ ○

V v



ACTION

Pretend to be driving along in a van, saying vvvvvv.



vet

...

van

...

vest

....

seven

.....


Count the sounds in the word for each picture and colour in the correct number of dots. Cross out the one that does not have a /v/ sound in it.



5

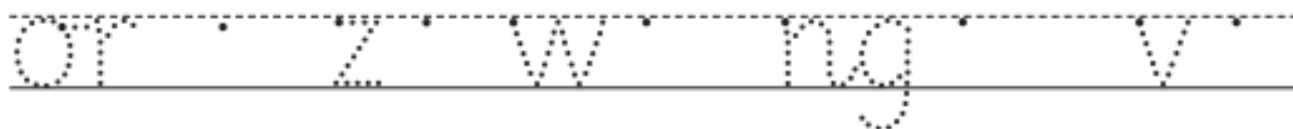



oo oo



ACTION

Move your head back and forth like the cuckoo in a cuckoo clock, calling oo-oo, oo-oo (oo as in book, oo as in moon).



foot
look
good

Count the sounds in the word for each picture and colour in the correct number of dots. Cross out the ones that do not have an /oo/ or /oo/ sound in them.



zoo
pool
moon

Week Beginning 29.09.25

yes	box	much
chip	cash	shop

Include each of these words in a sentence:

[illegible]

Practise Test (at home)

Week Beginning 29.09.25

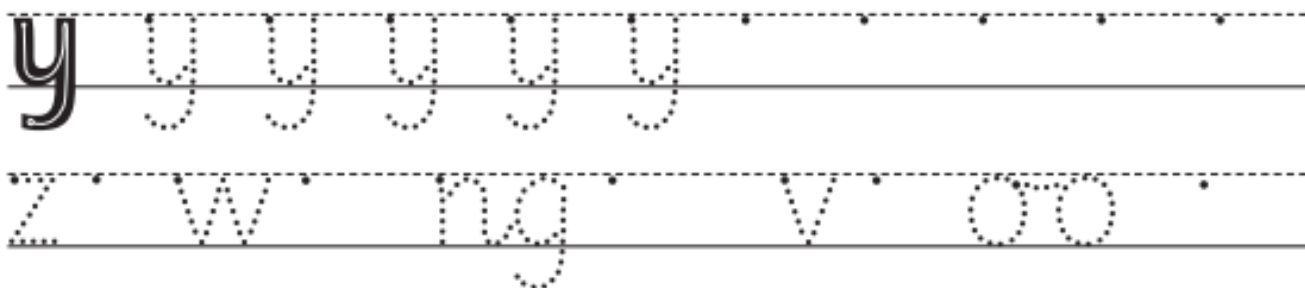
1	
2	
3	
4	
5	
6	

Y y



ACTION

Pretend to eat yogurt from a spoon, saying y, y, y, y.



yes
...

yak
...

yell
...

yelp
....

Colour in the correct number of sounds for each word.
Write the letter for the /y/ sound in the correct dot.

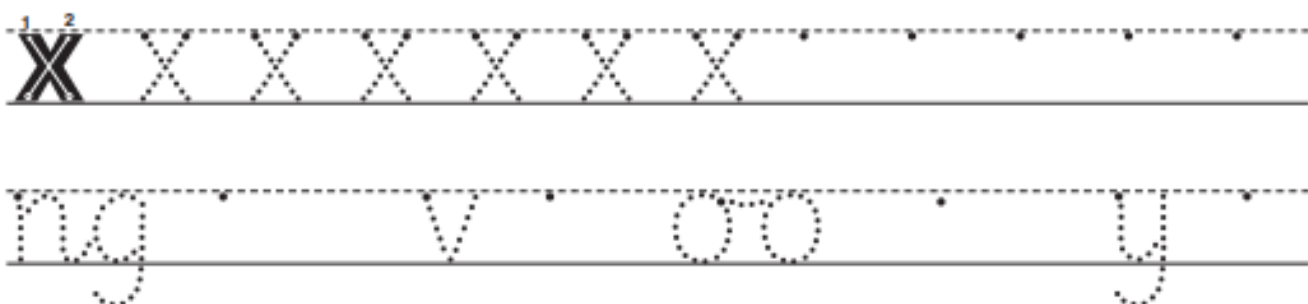
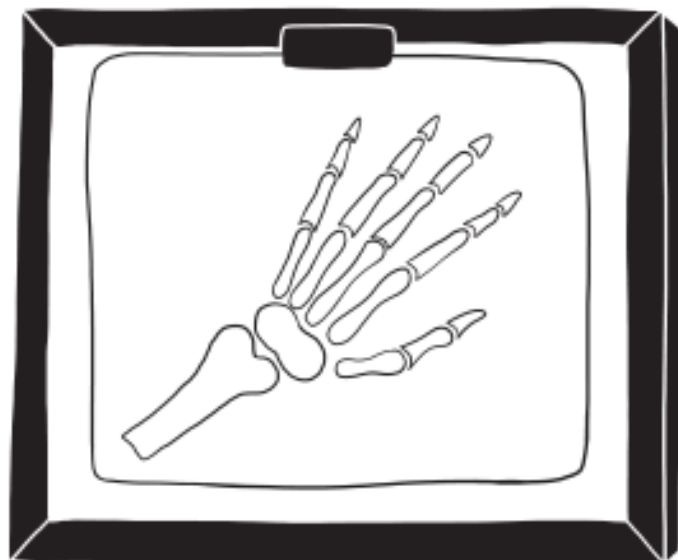


X x



ACTION

Pretend to take an x-ray with an x-ray camera, saying *ks, ks, ks, ks*.



box

...

mix

...


exit

....

next

....

Colour in the correct number of sounds for each word.
Write the letter for the /x/ sound in the correct dot.



6




ch



ACTION

Move your arms at your sides like a steam train, saying *ch, ch, ch, ch*.



ch ch ch ch

ng v oo y x

chop

• •

chain

• • •

torch

• • •

bunch

• • • •

Colour in the correct number of sounds for each word.
Write the letters for the /ch/ sound in the correct dot.



○ ○ ○ ○ ○



○ ○ ○ ○ ○



○ ○ ○ ○ ○




○ ○ ○ ○ ○

sh



ACTION

Place your index finger against your lips, and say shshshsh.



sh sh sh sh

v o y x ch

dish

...

shop

...

sheep

...

brush

...

Colour in the correct number of sounds for each word.
Write the letters for the /sh/ sound in the correct dot.



○ ○ ○ ○ ○ ○



○ ○ ○ ○ ○ ○



○ ○ ○ ○ ○ ○



○ ○ ○ ○ ○ ○

Week Beginning 06.10.25

with	this	quick
cloud	out	soil

Include each of these words in a sentence:

[illegible]

Practise Test (at home)

Week Beginning 06.10.25

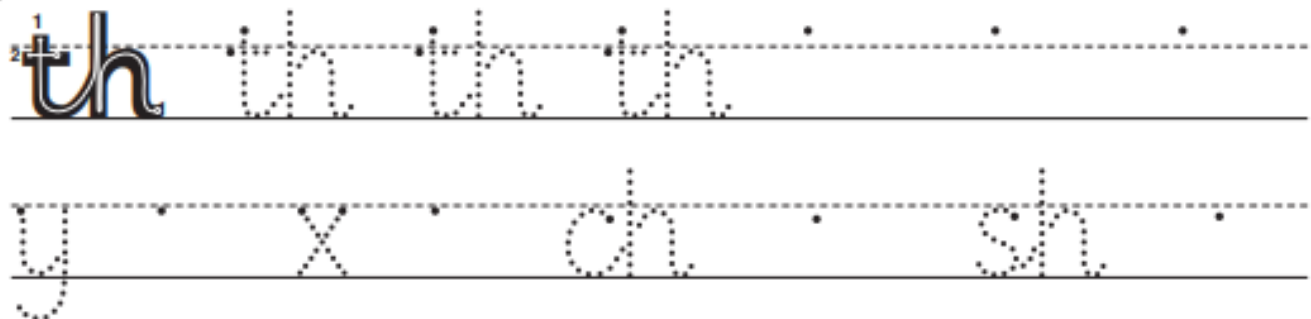
1	
2	
3	
4	
5	
6	

th th



ACTION

Pretend to be a rude clown. Stick out your tongue a little for *th* (as in *this*) and further for *th* (as in *thumb*).



this
that
then

thin
moth
three

Colour in the correct number of sounds for each word.
Write the letters for the /th/ or /th/ sound in the correct dot.



Qu qu



ACTION

Make a duck's beak with your hands and open and close it, saying *qu, qu, qu, qu*.



he

she

qu qu qu qu

x ch sh th

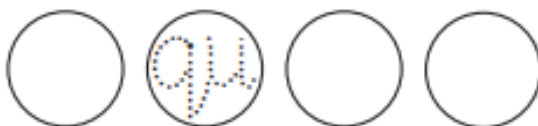
quiz

squid

quack

squirrel

Look at each picture and say the sounds in the word.
Write the letters for the /qu/ sound in the correct dot.



Write the word for the picture. Remember to listen for all the sounds in the word.



queen

ou



ACTION

Pretend your finger is a needle and prick your thumb, saying *ou*!



me

we

ou ou ou ou

ch sh th qu

out

.

loud

.


shout

.

mouth

.

Look at each picture and say the sounds in the word.
Write the letters for the /ou/ sound in the correct dot.



Write the word for the picture. Remember to listen for all the sounds in the word.

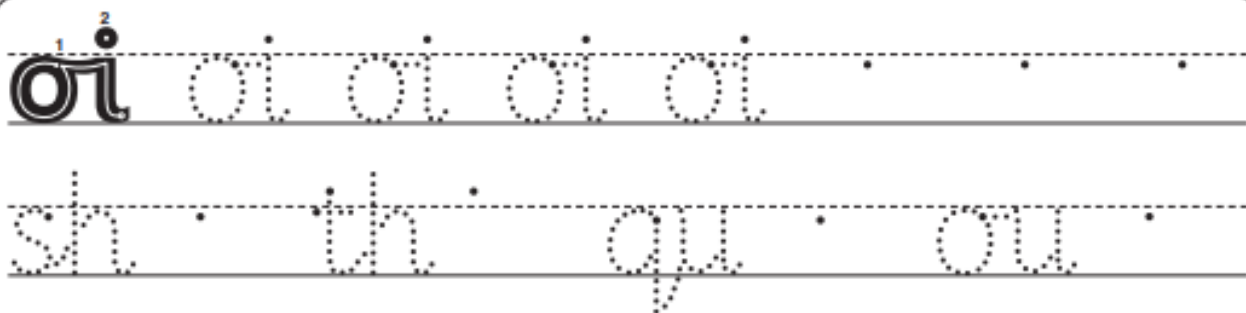



oi



ACTION

Cup your hands around your mouth as if you are hailing a passing boat, and say *oi, ship ahoy!*



oil

• •

join

• • •

soil

• • •

point

• • • •

Look at each picture and say the sounds in the word.
Write the letters for the /oi/ sound in the correct dot.



Write the word for the picture. Remember to listen for all the sounds in the word.



Week Beginning 13.10.25

blue	glue	her
harder	card	park

Include each of these words in a sentence:

[illegible]

Practise Test (at home)

Week Beginning 13.10.25

1	
2	
3	
4	
5	
6	

ue



ACTION

Point to people around you,
and say *ue, ue, ue, ue*.



was

ue ue ue ue

th qu ou oi

fuel

value

statue

continue

Look at each picture and say the sounds in the word.
Write the letters for the /ue/ sound in the correct dot.



Write the word for the picture. Remember to listen for
all the sounds in the word.



er



ACTION

Roll your hands over each other like a mixer, and say er-er-er-er.



to

do

er er er er er . . .

qu . ou . oi . ue

letter

. . .

number

.

winter

.

summer

.

Look at each picture and say the sounds in the word.
Write the letters for the /er/ sound in the correct dot.



Write the word for the picture. Remember to listen for all the sounds in the word.



ar

are

all



ACTION

Open your mouth wide, and say ar.



ar ar ar ar ar . . .

ou . oi . ue . ex .

jar
..

dark
..

shark
..

farmer
..

Look at each picture and say the sounds in the word.
Write the letters for the /ar/ sound in the correct dot.



Write the word for the picture. Remember to listen for all the sounds in the word.



Week Beginning 08.09.25

SPELLING TEST

1.	
2.	
3.	
4.	
5.	
6.	

Week Beginning 15.09.25

SPELLING TEST

1.	
2.	
3.	
4.	
5.	
6.	

Week Beginning 22.09.25

SPELLING TEST

1.	
2.	
3.	
4.	
5.	
6.	

Week Beginning 29.09.25

SPELLING TEST

1.	
2.	
3.	
4.	
5.	
6.	

Week Beginning 06.10.25

SPELLING TEST

1.	
2.	
3.	
4.	
5.	
6.	

Week Beginning 13.10.25

SPELLING TEST

1.	
2.	
3.	
4.	
5.	
6.	

Zero Tolerance Words: Reception

Your child must know how to spell the following words

the
to
no
go
and
look
me
my
was
went
he
with

Zero Tolerance Words: Year 1

Your child must know how to spell the following words


all
come
you
want
what
they
are
out
here
once
some
there
asked
when
little

Phonics Terminology	
Phonics	The relationships between the sounds of a language and the letters those sounds make.
Phoneme	The smallest unit of sound.
Grapheme	Letter/s that represent phonemes.
Digraph	A grapheme containing two letters that make just one sound (phoneme) i.e. sh in fish and ch in chip.
Trigraph	A grapheme containing three letters that make just one sound (phoneme) i.e air in hair and igh in night.
Segmenting	Splitting a spoken word into its phonemes in the order in which they are heard.
Blending	Taking given phonemes and combining them to make a word, the opposite of segmenting.
Phoneme Fingers	A method in which we use our fingers to segment a word i.e. c-a-t would be represented by three fingers and f-i-sh would also be represent by three fingers as it also contains three sounds even though it is made up of four letters.

It is very important that your child practises articulating each sound correctly and does not add extra sounds to the end of a phoneme i.e s should be pronounced as ssss and not sss-a


Useful links	
Articulation of Phonemes	http://www.youtube.com/watch?v=BqhXUW_v-ls Search for 'articulation of phonemes' on YouTube
Jolly Phonics Songs	http://www.youtube.com/watch?v=eCjJYBO7aSU Search for 'Jolly Phonics in order' on YouTube
Phonics Play	www.phonicsplay.co.uk

Tortoise Words

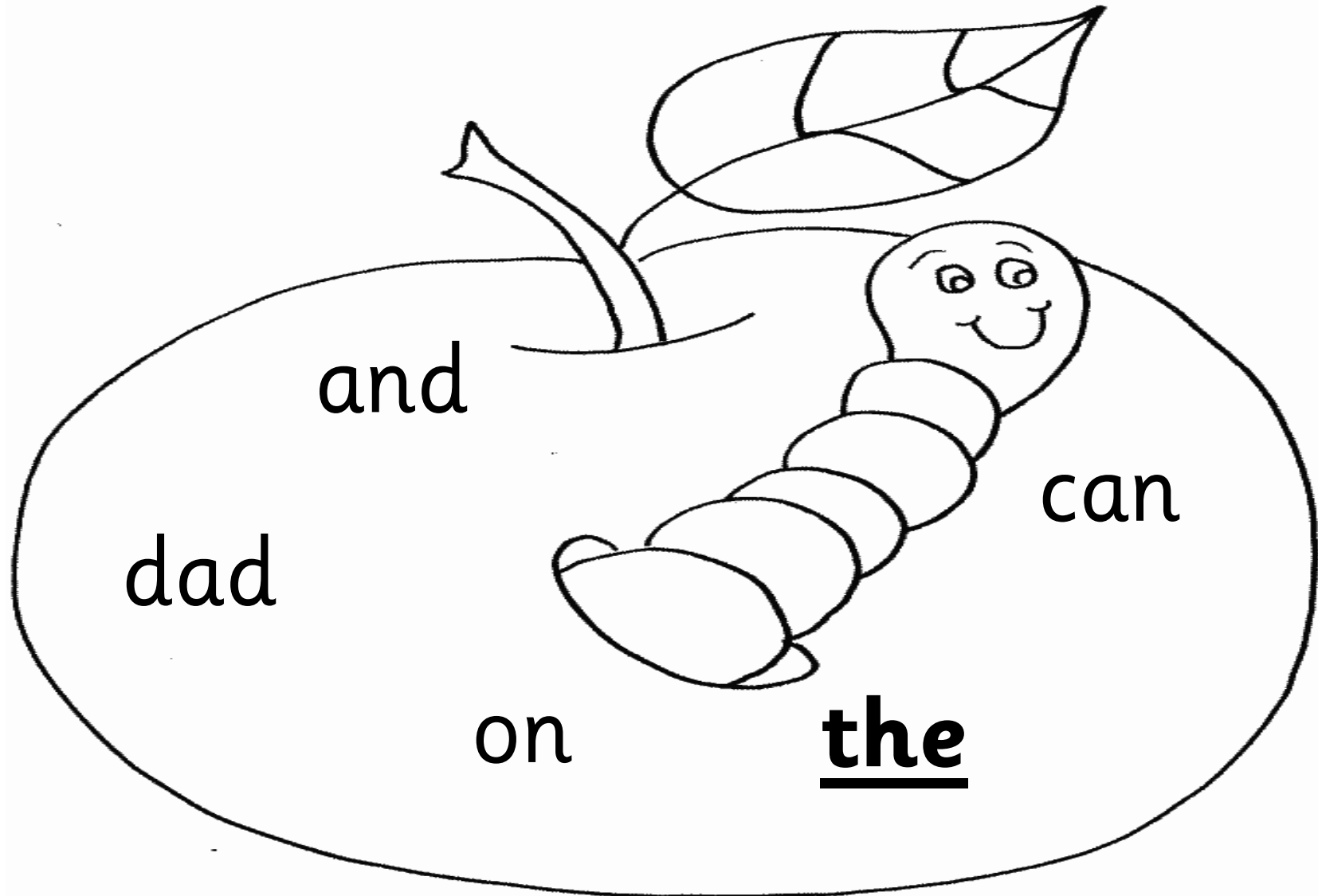


*Please note the words in bold and underlined are the 'Tricky Words' and should be read on sight as these words cannot be sounded out.

Caterpillar Words

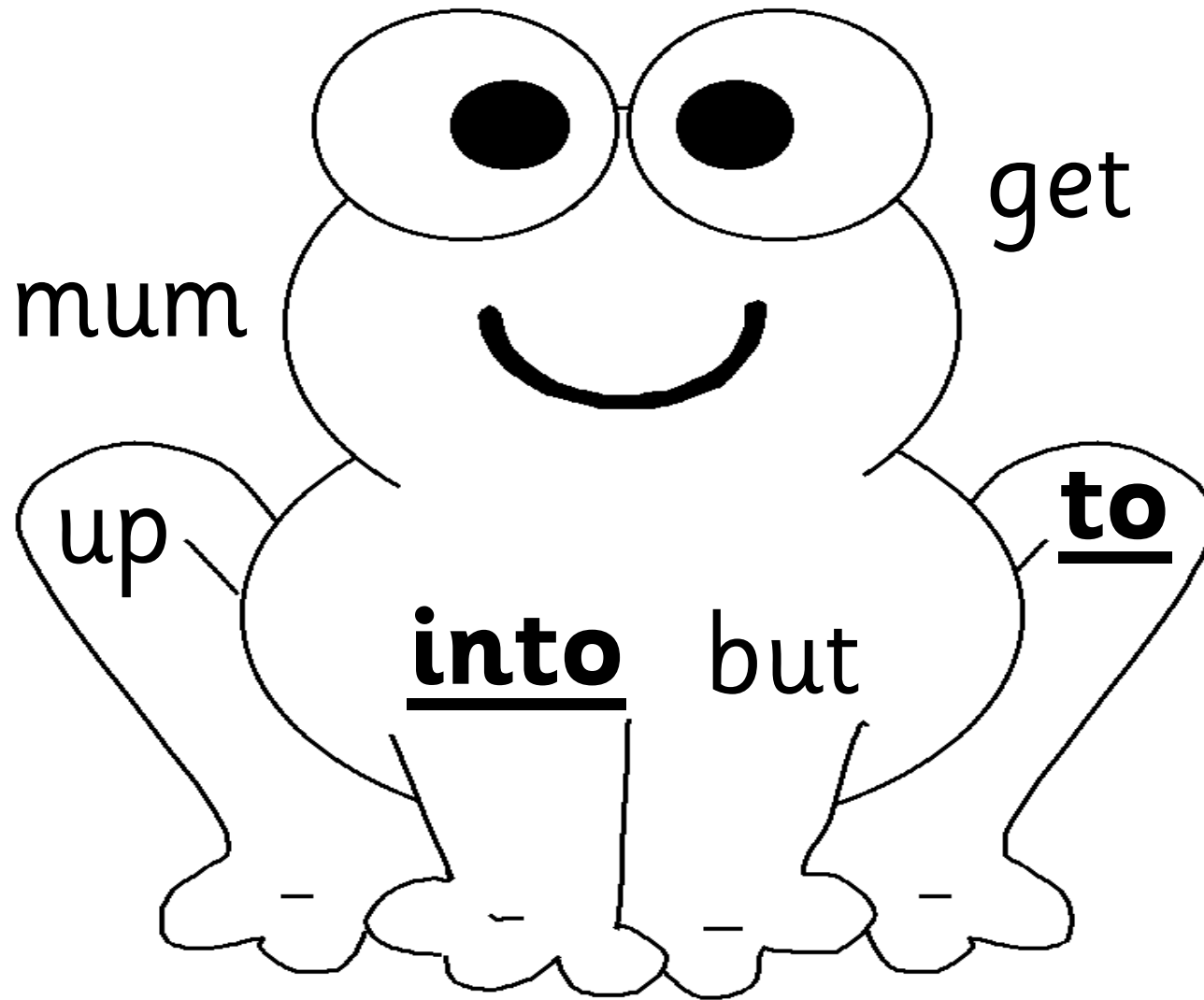


Worm Words




*Please note the words in bold and underlined are the 'Tricky Words' and should be read on sight as these words cannot be sounded out.

Frog Words



*Please note the words in bold and underlined are the 'Tricky Words' and should be read on sight as these words cannot be sounded out.

Snail Words



*Please note the words in bold and underlined are the 'Tricky Words' and should be read on sight as these words cannot be sounded out.