

Phonics Journal



Rush Green Primary School



Reception — Spring 1

Phonics Teacher: Mrs Coggin/ Mrs Winkworth

Child's Name:

Dear Parents/Carers,

Phonics is a way of teaching children to read quickly and fluently. The children are taught how to:

- Recognise the sounds that individual letters or groups of letters make
- Identify the sounds that different combinations of letters make such as 'sh' in ship and 'oa' in goat
- Blend these sounds together from left to right to make words.

How do we teach Phonics?

At Rush Green Primary School, we teach Phonics using the Jolly Phonics Programme. This journal contains a weekly breakdown of what your child will be learning in their Phonics lessons.

Step 2 Jolly phonics

This half term the children will continue to build upon their previous phonetic knowledge. They will learn alternative ways of writing the vowel sounds, learn the alphabet, how to write capital letters and will learn to write longer words and sentences.

How can you help at home?

Use this journal as a tool to support your child's learning at home. There are examples of words which your child can 'segment and blend' using their 'phoneme fingers'.

If you have any queries about this journal, please speak to your child's class teacher.

Thank you for your continued support.

Spring 1

	Grapheme	Use phoneme fingers to segment and blend each word
Week 1	Revision of sounds- ar, er	arm, car, mixer, fern
	oi, ou	point, oil, mouth, ouch
	ue	statue, blue, fuel
	Tricky words	do, are
Week 2	y as /ee/	happy, teddy, baby
	Capital Letters-	S A T P I N
	Tricky words	you, your
Week 3	Short vowels- a, e, i, o, u	bag, pen, bin, cot, mug
	Capital Letters-	C K E H R M D
	Tricky words	come, some
Week 4	Short vowels + ck	sack, tick, peck, muck, clock
	Capital Letters-	G O U L F B
	Tricky words	said, here, there
Week 5	Short vowels + double letters	mess, kitten, egg
	Capital Letters-	J
	Tricky words	they
Week 6 e.g.	Long vowels and split digraphs	mole, grape, prize
	Capital Letters-	Z W V
	Tricky words	go, no, so

I can read these words:

chip

shed

thing

I can write these words:


--	--	--

--	--	--

--	--	--	--

I can read this sentence:

I like thin, short chips.



ar


are

all



ACTION

Open your mouth wide, and say ar.



ar ar ar ar ar

ou oi ue er

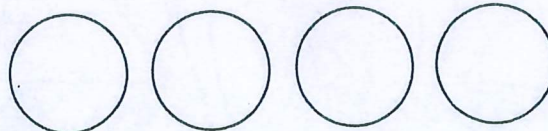
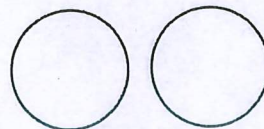
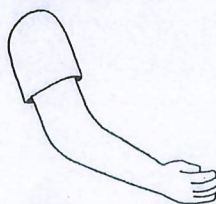
jar

dark

shark

farmer







Look at each picture and say the sounds in the word.
Write the letters for the /ar/ sound in the correct dot.



Write the word for the picture. Remember to listen for all the sounds in the word.



Read the words and match them to the pictures in the frogs on the logs.



sunny

body

puppy

teddy

sandy

holly

Write these lower-case letters and their capitals.

S

a

t

i

p

n

S

A

T

I

P

N

S

A

T

I

P

N

S

A

T

I

P

N

S

A

T

I

P

N

S

A

T

I

P

N

S

A

T

I

P

N

Write inside the outline letters and match each capital letter to its lower-case letter.

S

p

n

i



A



t



I

T

S

N

a

P

Write the capital letter for each of these lower-case letters.

a

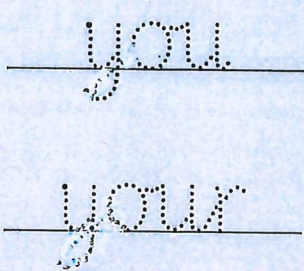



p

i


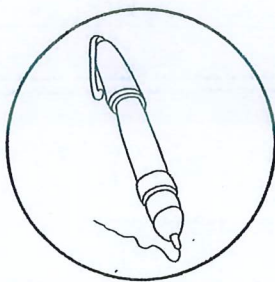
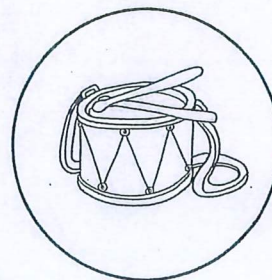
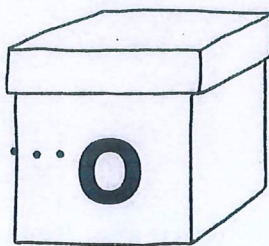

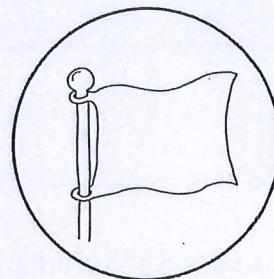

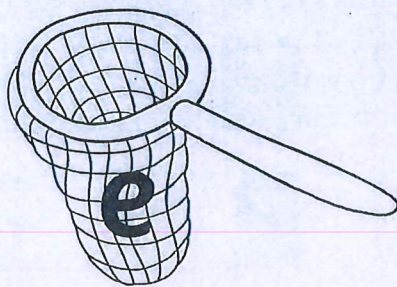

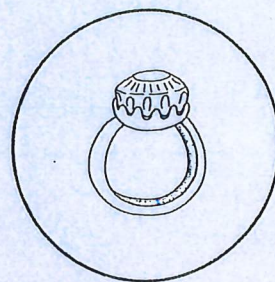


s

n

t

Look Find the tricky bit.	Copy then Cover	Write then Check	Have another go!
you your Fold	 Fold	 	
you your Fold	 Fold	 	
you your Fold	 Fold	 	
you your Fold	 Fold	 	

Look at each picture, say the word and listen for the short vowel. Then draw a line to join the picture to the correct short vowel container.



Write these lower-case letters and their capitals.

c . . .

k . . .

e . . .

h . . .

r . . .

m . . .

d . . .

C

C

C

C

C

C

K

K

K

K

K

K

E

E

E

E

E

E

H

H

H

H

H

H

R

R

R

R

R

R

M

M

M

M

M

M

D

D

D

D

D

D

Write inside the outline letters and match each capital letter to its lower-case letter.

R

m

E

K

M

e

c

r

d

C

h

D

k

H

Write the capital letter for each of these lower-case letters.

e E

k

r


d

h

m


Look Find the tricky bit.	Copy then Cover	Write then Check	Have another go!
come some	come some	 	
come some	come some	 	
come some	come some	 	
come some	come some	 	
come some	come some	 	

On the pond


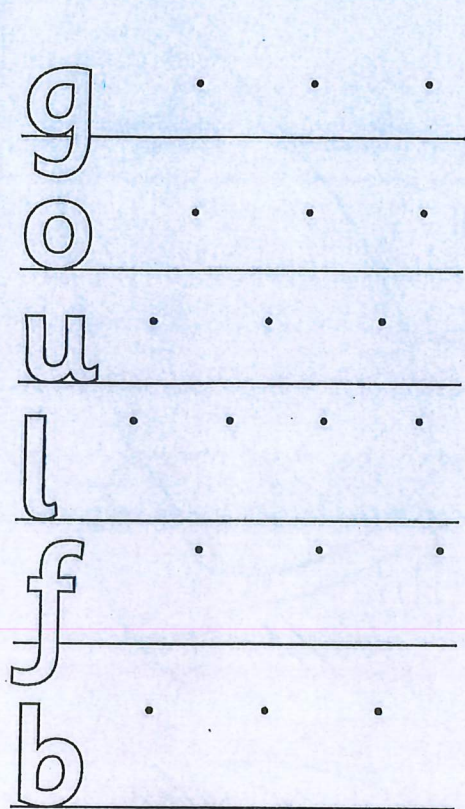


Can you write some sentences about this picture?

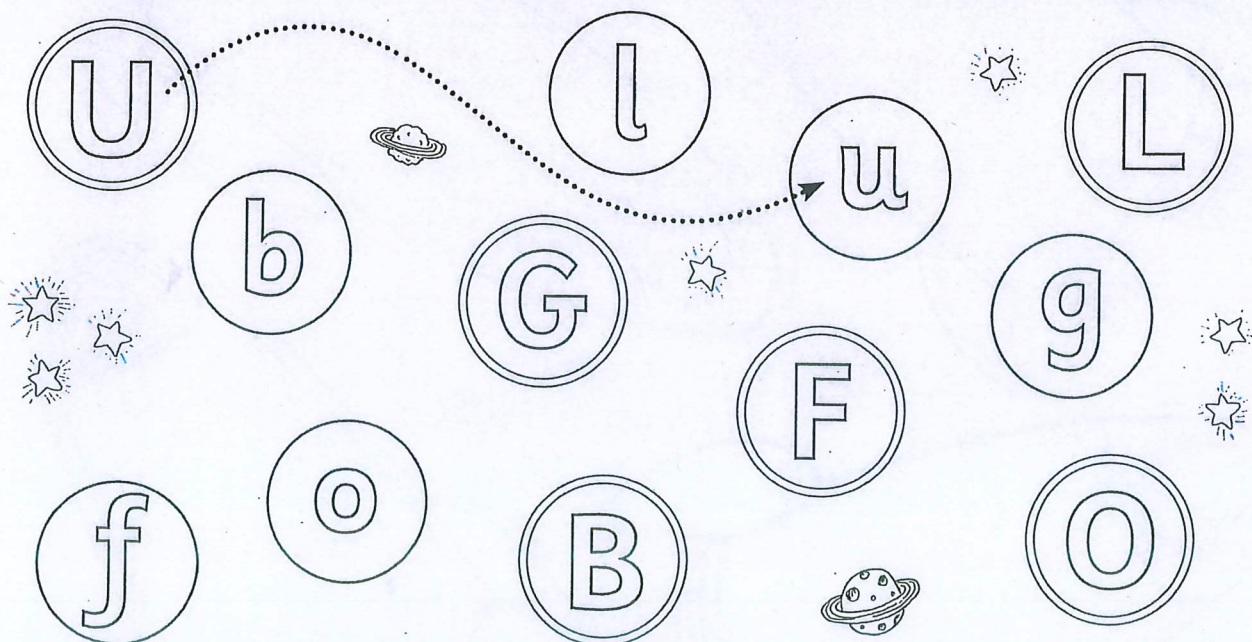
Write over the dotted words in the rockets. Then draw a picture for each one.



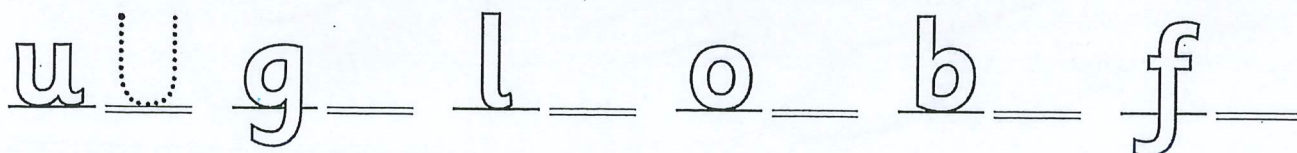
Write these lower-case letters and their capitals.



Write inside the outline letters and match each capital letter to its lower-case letter.




Write the capital letter for each of these lower-case letters.



Look Find the tricky bit.	Copy then Cover	Write then Check	Have another go!
<p>said</p> <p>here</p> <p>there</p>	<p>said</p> <p>here</p> <p>there</p>	<p>_____</p> <p>_____</p> <p>_____</p>	<p>_____</p> <p>_____</p> <p>_____</p>
<p>said</p> <p>here</p> <p>there</p>	<p>said</p> <p>here</p> <p>there</p>	<p>_____</p> <p>_____</p> <p>_____</p>	<p>_____</p> <p>_____</p> <p>_____</p>
<p>said</p> <p>here</p> <p>there</p>	<p>said</p> <p>here</p> <p>there</p>	<p>_____</p> <p>_____</p> <p>_____</p>	<p>_____</p> <p>_____</p> <p>_____</p>

The fox




Can you write some sentences about this picture?

Write over the dotted double letters and read the words.


parrot egg bell add button
kitten buzz toffee doll miss

Read the words in the eggs and draw a picture for each one.



Write the lower-case <j> and its capital <J>. Then write inside the vowel digraphs.

j } J J J J J J J



Write inside each capital letter and join it to its matching lower-case letter.

	J	U	A	M	E	N		
T	a	m	f	t	b	R		
L	e	c	d	p	g	l	I	
D	k	i	r	j	h	u	n	B
	C	G	H	P	F	K		


Write the capital letter for each of these lower-case letters.

s s a c o f j

Write inside these letters.




a_e



e_e



i_e

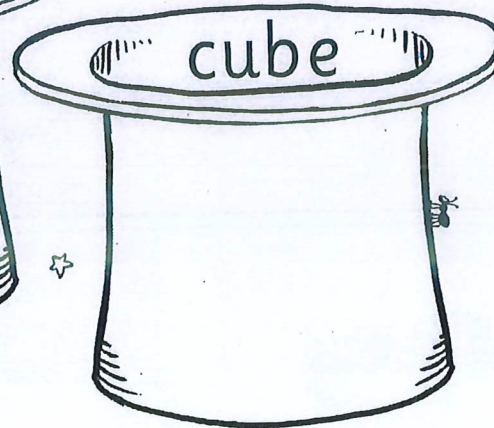










o_e





u_e

Read the words in the magician's hats and draw a picture for each one.



Look Find the tricky bit. <div>they</div>	Copy then Cover <div>they</div>	Write then Check <div></div>	Have another go! <div></div>
Look Find the tricky bit. <div>they</div>	Copy then Cover <div>they</div>	Write then Check <div></div>	Have another go! <div></div>
Look Find the tricky bit. <div>they</div>	Copy then Cover <div>they</div>	Write then Check <div></div>	Have another go! <div></div>
Look Find the tricky bit. <div>they</div>	Copy then Cover <div>they</div>	Write then Check <div></div>	Have another go! <div></div>
Look Find the tricky bit. <div>they</div>	Copy then Cover <div>they</div>	Write then Check <div></div>	Have another go! <div></div>
Look Find the tricky bit. <div>they</div>	Copy then Cover <div>they</div>	Write then Check <div></div>	Have another go! <div></div>
Look Find the tricky bit. <div>they</div>	Copy then Cover <div>they</div>	Write then Check <div></div>	Have another go! <div></div>


Write the words and then find them in the wordsearch.



k	w	a	s	f	b	<u>h</u>	<u>e</u>	p	t
x	p	r	a	l	l	z	m	i	r
l	o	y	p	h	q	u	g	d	o
h	m	e	j	i	w	e	l	b	g
o	s	f	n	k	p	v	a	r	e
n	a	t	h	e	z	i	f	x	j
q	j	l	c	t	o	x	d	a	z
c	x	v	q	u	g	s	h	e	y
b	e	c	z	n	r	y	v	j	d
s	t	u	b	y	a	w	c	f	I



Look Find the tricky bit.	Copy then Cover	Write then Check	Have another go!
go no so	<div>Fold</div> <div>go</div> <div>no</div> <div>so</div>	<div>Fold</div> <div></div> <div></div> <div></div>	<div></div> <div></div> <div></div>
go no so	<div>Fold</div> <div>go</div> <div>no</div> <div>so</div>	<div>Fold</div> <div></div> <div></div> <div></div>	<div></div> <div></div> <div></div>
go no so	<div>Fold</div> <div>go</div> <div>no</div> <div>so</div>	<div>Fold</div> <div></div> <div></div> <div></div>	<div></div> <div></div> <div></div>



we

she

me

was

I

do

be

are

to


he

the

The

all

1





two

should

their

right

put

would

does

goes

could

saw

four

made

5






Zero Tolerance Words: Reception




Your child must know how to spell the following words





the
to
no
go
and
look
me
my
was
went
he
with









Subject specific vocabulary for the Spring Term




Here is a list of all the subject specific words you will come across in your lessons, along with a pictorial representation and their definition. You will come across these words over the course of the Spring term.





Spring Vocabulary - Pirates and the world around us		
Vocabulary	Picture	Definition and synonyms
pirate		a person who robs ships at sea and steals treasure
(pirate) ship		ships operated by pirates
treasure (treasure chest)		a collection of precious metals, gems, or other valuable objects in a box or chest

treasure map		a map that marks the location of buried treasure
atlas		maps of Earth or of a region of Earth
sea/ocean		a huge body of saltwater that covers about 71 percent of Earth's surface
island		An island is a body of land surrounded by water

desert		dry land with few plants and little rainfall.
forest		A large area filled with many trees
rainforest		an often tropical woodland with a high annual rainfall
jungle		thick tropical forests
polar desert		Polar deserts are the regions of Earth that fall under an ice cap climate

hot / cold climate		Climate is the long-term pattern of weather in a particular area.
-----------------------	--	---

Spring Vocabulary- Seasons		
Vocabulary	Picture	Definition and synonyms
winter		The coldest season of the year frosty icy cold
spring		The season after winter and before summer, warm, sunny, cloudy, sunshine, rain
summer		The warmest season of the year, Sunshine, hot, holiday,

autumn		<p>The season after summer and before winter</p> <p>Storm, chilly, rain,</p>
hailstone		<p>a small, hard ball of ice that falls from the sky like rain.</p>
thunder		<p>a loud rumbling or crashing noise</p>
lightning		<p>Lightning is a bright flash of electricity produced by a thunderstorm</p>

