


# Phonics Journal



Rush Green Primary School



Reception – Spring 1

Phonics Teacher: Mrs Tracey

Child's Name:

Dear Parents/Carers,

Phonics is a way of teaching children to read quickly and fluently. The children are taught how to:

- Recognise the sounds that individual letters or groups of letters make
- Identify the sounds that different combinations of letters make such as 'sh' in ship and 'oa' in goat
- Blend these sounds together from left to right to make words.

### How do we teach Phonics?

At Rush Green Primary School, we teach Phonics using the Jolly Phonics Programme. This journal contains a weekly breakdown of what your child will be learning in their Phonics lessons.

### How can you help at home?

Use this journal as a tool to support your child's learning at home. There are examples of words which your child can 'segment and blend' using their 'phoneme fingers'.

If you have any queries about this journal, please speak to your child's class teacher. Thank you for your continued support.



# Spring 1

	Grapheme	Use phoneme fingers to segment and blend each word
Week 1	j	jog, job, just,
	w	web, twig, wind, wig
	v	van, vest, visit
	Tricky words	I the
Week 2	y	yell, yelp, yam
	ai	rain, snail, aid, brain
	oa	moat, road, soap, toast
	ie	lie, tied, dried, flies
	Tricky words	he she
Week 3	ee or	bee, tree, sleep, seed port, torn, organ
	ng	sing, long, hang, swing
	oo (long sound)	zoo, moon, boom, food
	oo (short sound)	hook, look, wood, book
	ch	chat, chips, torch, chair,
	Tricky words	me we be
Week 4	sh	ship, shell, sheet, brush, mash
	th	this, that, cloth, toothpick,
	qu	quick, aqua, squid
	ou	loud, round, found
	Tricky words	was to do
Week 5	oi	boil, coin, moist, spoil
	ue	hue, due, fuel, venue
	er	fern, herd, river, mixer
	ar	car, dark, farm, art
	Tricky words	are all
Week 6	Revision	

j

I can read these words:

jog

job

just

I can write these words:

j

o

g

I can read this sentence:

I can jog.





w

I can read these words:

web  
• • •

twig  
• • • •

wind  
• • • •

wig  
• • •

I can write these words:

w

e

b

I can read this sentence:

A web on a twig.



v

I can read these words:

van

• • •

vest

• • • •

visit

• • • • •

I can write these words:

v

a

n


--	--	--	--	--

I can read this sentence:

I went to the vet.



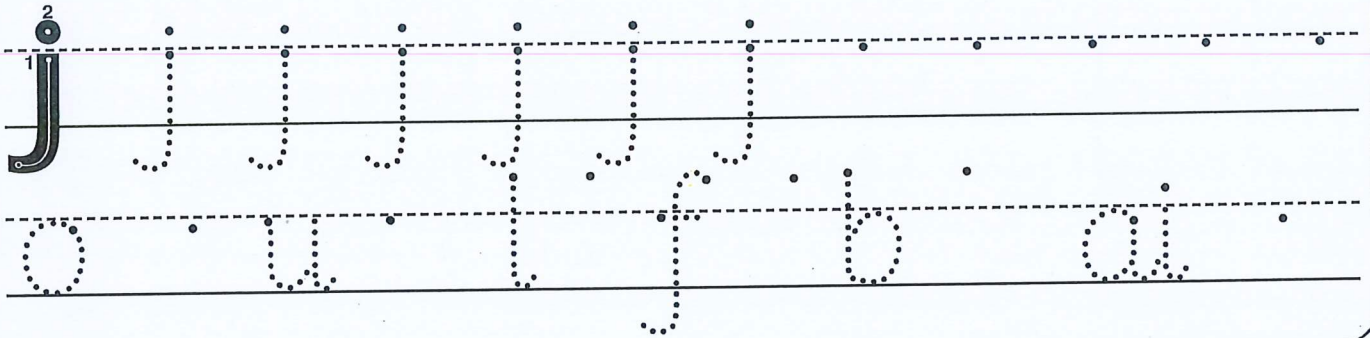
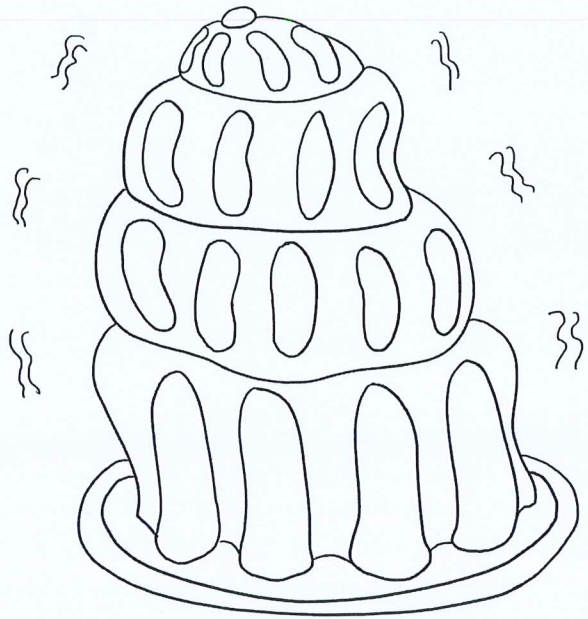


# J j



## ACTION

Pretend to wobble like jelly on a plate, saying *j, j, j, j*.



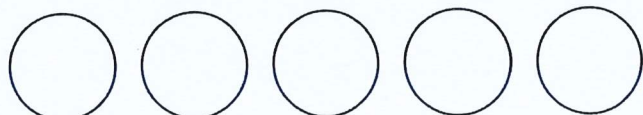


jet  
...

jog  
...

just  
....

jump  
... .

Look at each picture and say the sounds in the word.  
Write the letter for the /j/ sound in the correct dot.







# W w



## ACTION

Blow onto your open hands as if you are the wind, saying w, w, w, w.



W w w w w

ie ee or z

web

...

twig

...

week

...


wind

...


Count the sounds in the word for each picture and colour in the correct number of dots. Cross out the one that does not have a /w/ sound in it.



○ ○ ○ ○ ○ ○



○ ○ ○ ○ ○ ○



○ ○ ○ ○ ○ ○



○ ○ ○ ○ ○ ○



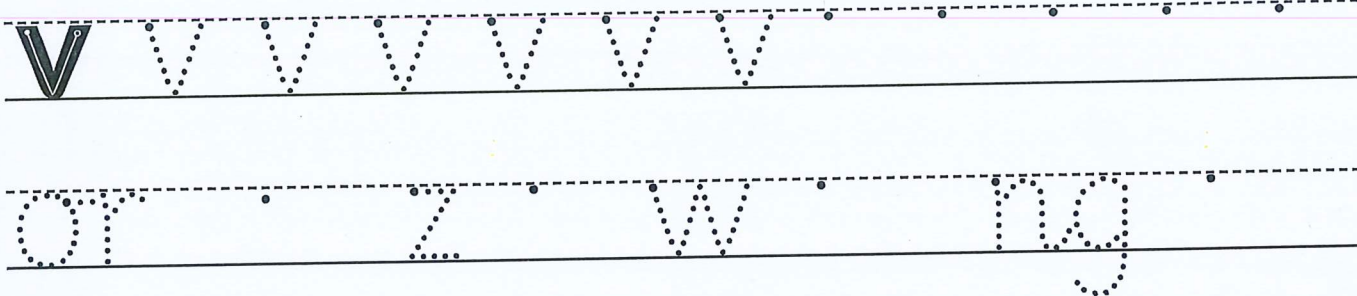



V v



**ACTION**

Pretend to be driving along in a van, saying vvvvvv.



vet

...

van

...

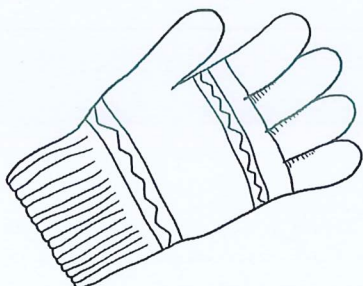

vest

...

seven

...

Count the sounds in the word for each picture and colour in the correct number of dots. Cross out the one that does not have a /v/ sound in it.



5







y

I can read these words:

yell

yelp

yam

I can write these words:

y

e

ll

--	--	--	--

--	--	--

I can read this sentence:

I can yell in the vet.

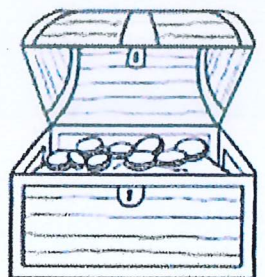
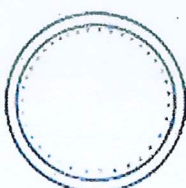
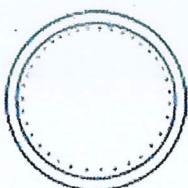
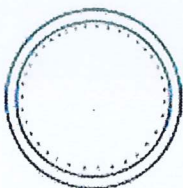

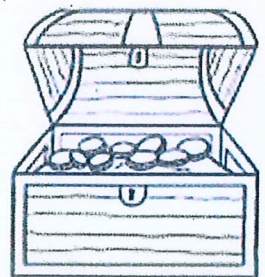
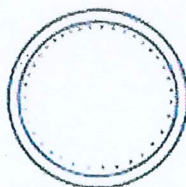
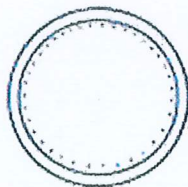
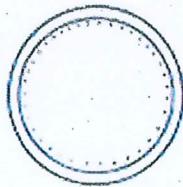

Tricky words

I

the

## Pirate Treasure Tricky Word Writing

Copy the treasure map tricky words on to the coins to reach the treasure chest.



# ai

I can read these words:

rain

snail

grain

brain

I can write these words:

--	--	--


--	--	--	--

--	--	--	--

--	--	--	--

I can read this sentence:

She got wet in the rain.





oa

I can read these words:

moat

road

soap

toast

I can write these words:

--	--	--

--	--	--

--	--	--

--	--	--	--

I can read this sentence:

The toast on the road.



ie

I can read these words:

lie  
• •

tied  
• • •

dried  
• • • •

flies  
• • • •

I can write these words:

--	--

--	--	--

--	--	--	--

--	--	--	--

I can read this sentence:

She can tell a lie.

ee

I can read these words:

bee  
• •

tree  
• • •

sleep  
• • • •

seed  
• • •

I can write these words:

--	--

--	--	--

--	--	--	--

--	--	--

I can read this sentence:

He went to sleep in the tree!




Y y



**ACTION**

Pretend to eat yogurt from a spoon, saying y, y, y, y.



y y y y y y  
z w ng v oo


yes  
..

yak  
..

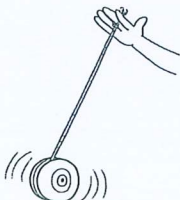
yell  
..

yelp  
...

Colour in the correct number of sounds for each word.  
Write the letter for the /y/ sound in the correct dot.




y o o o o




y o y o o



o o o o o



o o o o o




# ai



## ACTION

Cup your hand over your ear as if you are trying to hear something, and say *ai*?



ai ai ai ai ai

g o u l f b

## rain

• • •

## tail

• • •


## snail

• • • •

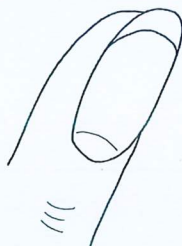
## paint

• • • •


Look at each picture and say the sounds in the word.  
Write the letters for the /ai/ sound in the correct dot.



○ ai ○




○ ○ ○



○ ○ ○ ○





# oa



## ACTION

Bring your hand over your mouth as if something has gone wrong, and say *oa*!



oa oa oa oa

u l f b oi j

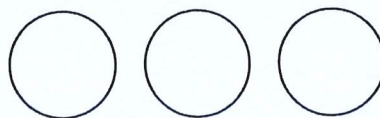

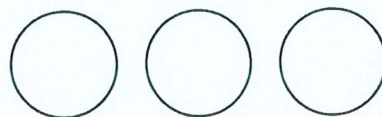

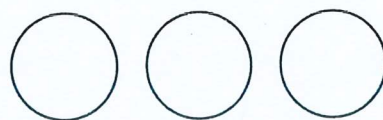
goat


road

soap

toast

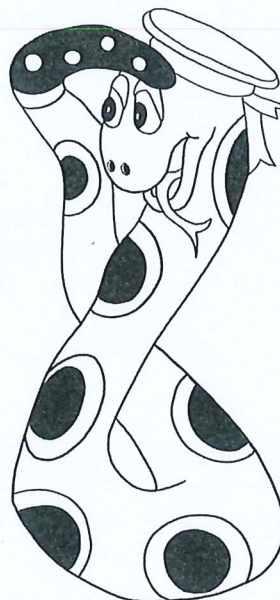
Look at each picture and say the sounds in the word.  
Write the letters for the /oa/ sound in the correct dot.







ie



**ACTION**

Salute as if you are a sailor,  
saying *ie-ie*.

ie ie ie ie ie

f b d j ou

lie

..

tied

...

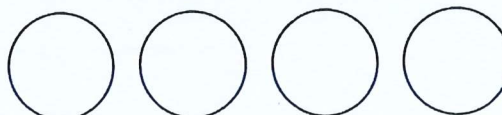

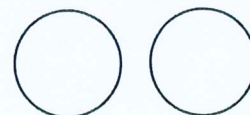

untie

....

magpie

.....

Look at each picture and say the sounds in the word.  
Write the letters for the /ie/ sound in the correct dot.





or

I can read these words:

port  
• • •

torn  
• • •

horn  
• • •

I can write these words:

--	--	--

--	--	--

--	--	--

I can read this sentence:

She has a horn in the van.



Tricky words

he

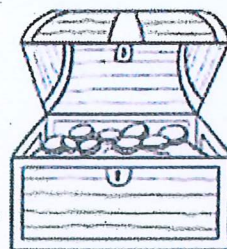
she

## Pirate Treasure Writing Tricky Words

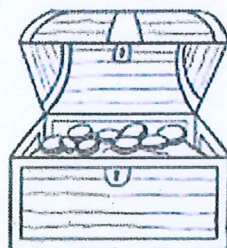
Write the tricky words to help the pirates reach the treasure!



he



she



ng

I can read these words:

sing

long

hang

swing

I can write these words:

--	--	--

--	--	--

--	--	--

--	--	--	--

I can read this sentence:

Can we sing on the swing?

oo

I can read these words:

zoo

• •

moon

• • •

boom

• • •

food

• • •

I can write these words:

--	--


--	--	--

--	--	--

--	--	--

I can read this sentence:

Can we zoom to the moon?





oo

I can read these words:

hook  
• • •

look  
• • •

book  
• • •

wood  
• • •

I can write these words:

--	--	--

--	--	--

--	--	--

--	--	--

I can read this sentence:

I had a look at a good book.



# ch

I can read these words:

chat  
• • •

chips  
• • • •

torch  
• • •

chick  
• • •

I can write these words:

--	--	--

--	--	--	--

--	--	--


--	--	--

I can read this sentence:

Can we chat on the bus?



# ee or



## ACTION

Put your hands on your head like a donkey's ears. Point them up for *ee* and down for *or*.

ee ee ee ee ee . . .

or or or or or . . .

bee  
tree  
sleep

corn  
fork  
storm

Look at each picture and say the sounds in the word. Write the letters for the /ee/ or /or/ sound in the correct dot.

3

