

Phonics Journal



Rush Green Primary School



Year 1 – Spring 1

Phonics Teacher: Miss McCorkell

Child's Name: _____



Dear Parents/Carers,

Phonics is a way of teaching children to read quickly and fluently. The children are taught how to:

- Recognise the sounds that individual letters or groups of letters make
- Identify the sounds that different combinations of letters make such as 'sh' in ship and 'oa' in goat
- Blend these sounds together from left to right to make words.

How do we teach Phonics?

At Rush Green Primary School we teach Phonics using the Jolly Phonics Programme. This journal contains a weekly breakdown of what your child will be learning in their Phonics lessons.

How can you help at home?

Use this journal as a tool to support your child's learning at home. There are examples of words which your child can 'segment and blend' using their 'phoneme fingers'.

How do we use this journal in school?

The children have a spelling challenge every Friday during their phonics lesson. Please practise the weekly spellings in this journal. You can also help your child write sentences containing the weekly challenge words so that they understand their meaning. The journal must be in school every Friday so the children can do their spelling test in it.

If you have any queries about this journal please speak to your child's class teacher.

Thank you for your continued support.

Spring I

Week Beginning	Weekly focus	Example Words	Tricky words
05.01.26	ai j oa ie	rain, nail, paint, aim jail, jam, jog coat, oat, goat pie, lie, tie	I the
12.01.26	ee or z w	see, meet, feet, feed, eel for, or, corn, sport, organ zip, zoom, zig-zag, zero swim, wait, win	he she
19.01.26	ng v oo (short sound) oo (long sound)	hang, singer, song, long, finger vest, vet short sound – book, look, cook, foot, wood long sound – food, zoo, shoot, moon	me we be
26.01.26	y x ch sh	yell, yes, yet box, fox, x-ray such, teacher, chat, chip, rich cash, mushroom, shock, shell, shop	was of
02.02.26	th qu ou oi	with, that, teeth, gather, them quick, quack, quiz, quit, aqua cloud, found, out oil, soil, boil, foil	to do
09.02.26	ue er ar	tissue, cue, fuel mixer, farmer, harder, herb art, card, park, arm, car, far	are all

Week Beginning 05.01.26

aim	pain	oat
me	lie	jog

Include each of these words in a sentence:


[illegible]

ai



ACTION

Cup your hand over your ear as if you are trying to hear something, and say ai?



ai ai ai ai ai

g o u l f b

rain

• • •

tail

• • •


snail

• • •

paint

• • • •

Look at each picture and say the sounds in the word.
Write the letters for the /ai/ sound in the correct dot.



J j



ACTION

Pretend to wobble like jelly on a plate, saying *j, j, j*.




jet
...

jog
...

just
...

jump
...

Look at each picture and say the sounds in the word.
Write the letter for the /j/ sound in the correct dot.



oa



ACTION

Bring your hand over your mouth as if something has gone wrong, and say oa!



oa oa oa oa

u l f b a j

goat

• • •

road

• • •



soap

• • •

toast

• • • •

Look at each picture and say the sounds in the word.
Write the letters for the /oa/ sound in the correct dot.

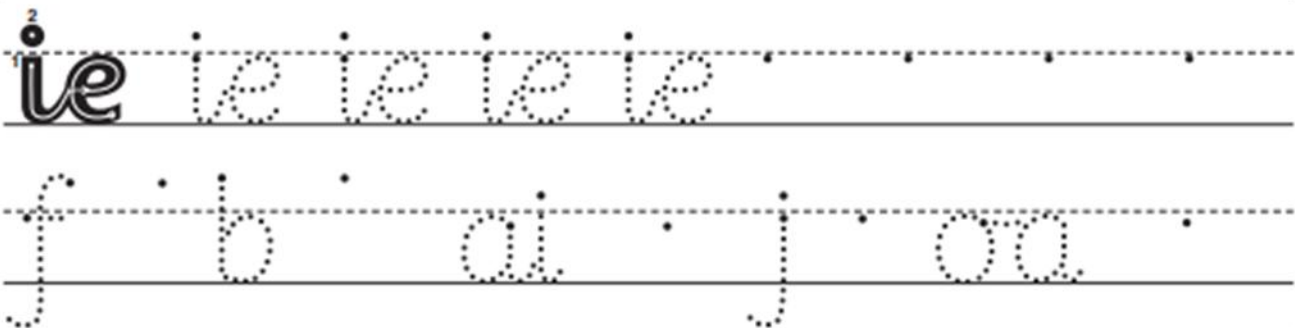


ie



ACTION

Salute as if you are a sailor,
saying *ie-ie*.



lie

..

tied

...

untie

....

magpie

.....

Look at each picture and say the sounds in the word.
Write the letters for the /ie/ sound in the correct dot.



Practise Test (at home)

Week Beginning 05.01.26

1	
2	
3	
4	
5	
6	

Week Beginning 12.01.26

bee	for	zoo
wet	sheep	we

Include each of these words in a sentence:


[illegible]

ee or



ACTION

Put your hands on your head like a donkey's ears. Point them up for ee and down for or.



ee ee ee ee ee . . .





or or or or or . . .

bee
tree
sleep

corn
fork
storm

Look at each picture and say the sounds in the word. Write the letters for the /ee/ or /or/ sound in the correct dot.

3



Write the words and colour the pictures.



W w



ACTION

Blow onto your open hands as if you are the wind, saying w, w, w, w.



W w w w w

ie ee or z

web

...

twig

...

week

...

wind

...

Count the sounds in the word for each picture and colour in the correct number of dots. Cross out the one that does not have a /w/ sound in it.



○ ○ ○ ○ ○ ○ ○



○ ○ ○ ○ ○ ○ ○



○ ○ ○ ○ ○ ○ ○



○ ○ ○ ○ ○ ○ ○

Practise Test (at home)

Week Beginning 12.01.26

1	
2	
3	
4	
5	
6	

Week Beginning 19.01.26

thing	vet	look
too	poo	he

Include each of these words in a sentence:

[illegible]

ng



ACTION

Pretend to be a weightlifter lifting a heavy weight above your head, and say *ng*...



ng ng ng ng

ee or z w

sing

.. .

long

.. .

bang

.. .

strong

.... .

Count the sounds in the word for each picture and colour in the correct number of dots. Cross out the one that does not have a /ng/ sound in it.



V v



ACTION

Pretend to be driving along in a van, saying vvvvvv.



V V V V V V V V

or z w ng

vet

...

van

...

vest

....

seven

.....


Count the sounds in the word for each picture and colour in the correct number of dots. Cross out the one that does not have a /v/ sound in it.



5

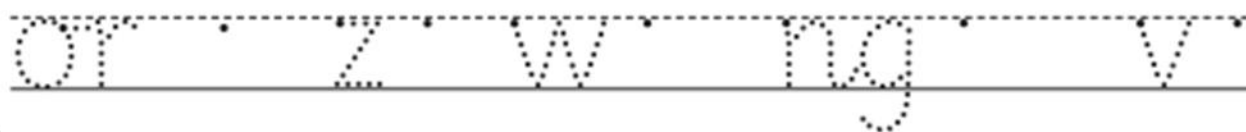



oo oo



ACTION

Move your head back and forth like the cuckoo in a cuckoo clock, calling oo-oo, oo-oo (oo as in book, oo as in moon).



foot
look
good

Count the sounds in the word for each picture and colour in the correct number of dots. Cross out the ones that do not have an /oo/ or /oo/ sound in them.



zoo
pool
moon

Practise Test (at home)

Week Beginning 19.01.26

1	
2	
3	
4	
5	
6	

Week Beginning 26.01.26

yet	fox	rich
chop	no	ship

Include each of these words in a sentence:

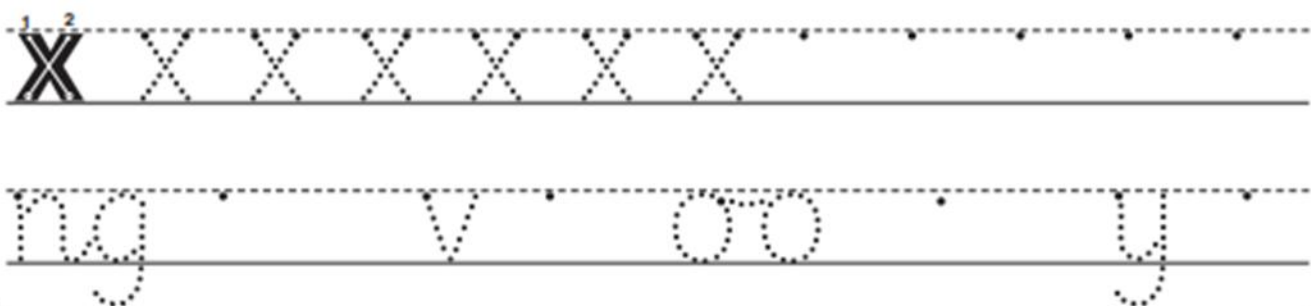
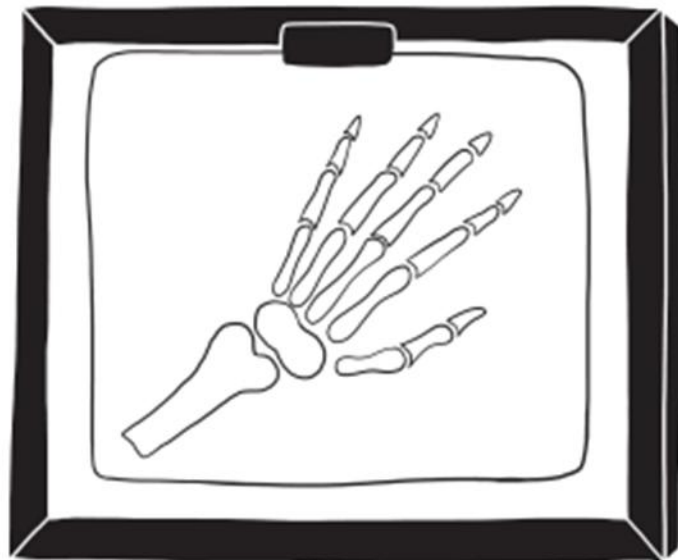
[illegible]

X x



ACTION

Pretend to take an x-ray with an x-ray camera, saying *ks, ks, ks, ks*.



box

...

mix

...


exit

....



next

....

Colour in the correct number of sounds for each word.
Write the letter for the /x/ sound in the correct dot.



6



Read each sentence and draw a picture to match.

Sam has cod and chips.

The hen has six chicks.

The bus chugs up the hill.

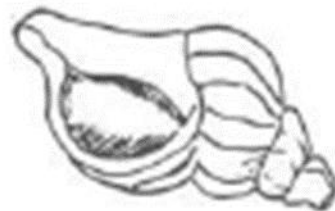
Dad has a cut on his chin.

Pam is rich.

Mum has a big chicken.

Match the sentence to the picture.

Mum will rush to the shop.



A fish swims in the pond.




Dad is in the shed.



Tom has a big shell.



Bill has a rash.



Week Beginning 02.02.26

them	that	quit
so	out	oil

Include each of these words in a sentence:

[illegible]

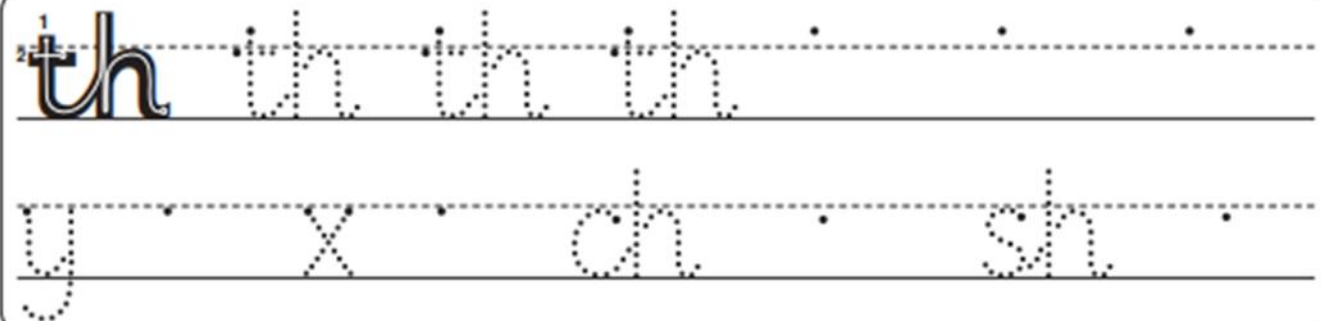
the

th th



ACTION





Pretend to be a rude clown. Stick out your tongue a little for *th* (as in *this*) and further for *th* (as in *thumb*).



this
that
then

thin
moth
three

Colour in the correct number of sounds for each word. Write the letters for the /th/ or /th/ sound in the correct dot.



Practise Test (at home)

Week Beginning 02.02.26

1	
2	
3	
4	
5	
6	

Qu qu

**ACTION**

Make a duck's beak with your hands and open and close it, saying *qu, qu, qu, qu*.



he

she

qu qu qu qu

x ch sh th

quiz

.

squid

.

quack

.

squirrel

.

Look at each picture and say the sounds in the word.
Write the letters for the /qu/ sound in the correct dot.



Write the word for the picture. Remember to listen for all the sounds in the word.



queen

ou

**ACTION**

Pretend your finger is a needle and prick your thumb, saying *ou*!



me

we

ou ou ou ou

ch sh th qu

out

.

loud

.



shout

.

mouth

.

Look at each picture and say the sounds in the word.
Write the letters for the /ou/ sound in the correct dot.




Write the word for the picture. Remember to listen for all the sounds in the word.



oi

**ACTION**

Cup your hands around your mouth as if you are hailing a passing boat, and say *oi, ship ahoy!*



be

oi oi oi oi oi

sh th qu ou

oil

..

join

...



soil

...

point

....

Look at each picture and say the sounds in the word.
Write the letters for the /oi/ sound in the correct dot.



Write the word for the picture. Remember to listen for all the sounds in the word.



Week Beginning 09.02.26

cue	argue	her
art	card	start

Include each of these words in a sentence:

[illegible]

ue

ACTION

Point to people around you,
and say ue, ue, ue, ue.



was

ue ue ue ue

th qu ou oi

fuel

value

statue

continue

Look at each picture and say the sounds in the word.
Write the letters for the /ue/ sound in the correct dot.



Write the word for the picture. Remember to listen for
all the sounds in the word.




ar



ACTION

Open your mouth wide, and say ar.



ar ar ar ar ar . . .

ou . oi ue ex .

jar

dark

shark

farmer

Look at each picture and say the sounds in the word.
Write the letters for the /ar/ sound in the correct dot.



Write the word for the picture. Remember to listen for all the sounds in the word.



ue

ACTION

Point to people around you,
and say ue, ue, ue, ue.

was

ue ue ue ue

th qu ou oi

fuel

value

statue

continue

Look at each picture and say the sounds in the word.
Write the letters for the /ue/ sound in the correct dot.Write the word for the picture. Remember to listen for
all the sounds in the word.

er

**ACTION**

Roll your hands over each other like a mixer, and say er-er-er-er.



to

do

er

er

er

er

er

.

.

.

qu

.

ou

.

oi

.

ue

.

letter

. . . .

number

.

winter

.

summer

. . . .

Look at each picture and say the sounds in the word.
Write the letters for the /er/ sound in the correct dot.



Write the word for the picture. Remember to listen for all the sounds in the word.



Practise Test (at home)

Week Beginning 09.02.26

1	
2	
3	
4	
5	
6	

Week Beginning 05.01.26

SPELLING TEST

1.	
2.	
3.	
4.	
5.	
6.	

Week Beginning 12.01.26

SPELLING TEST

1.	
2.	
3.	
4.	
5.	
6.	

Week Beginning 19.01.26

SPELLING TEST

1.	
2.	
3.	
4.	
5.	
6.	

Week Beginning 26.01.26

SPELLING TEST

1.	
2.	
3.	
4.	
5.	
6.	

Week Beginning 02.02.26

SPELLING TEST

1.	
2.	
3.	
4.	
5.	
6.	

Week Beginning 09.02.26

SPELLING TEST

1.	
2.	
3.	
4.	
5.	
6.	

Phonics Terminology	
Phonics	The relationships between the sounds of a language and the letters those sounds make.
Phoneme	The smallest unit of sound.
Grapheme	Letter/s that represent phonemes.
Digraph	A grapheme containing two letters that make just one sound (phoneme) i.e. sh in fish and ch in chip.
Trigraph	A grapheme containing three letters that make just one sound (phoneme) i.e air in hair and igh in night.
Segmenting	Splitting a spoken word into its phonemes in the order in which they are heard.
Blending	Taking given phonemes and combining them to make a word, the opposite of segmenting.
Phoneme Fingers	A method in which we use our fingers to segment a word i.e. c-a-t would be represented by three fingers and f-i-sh would also be represent by three fingers as it also contains three sounds even though it is made up of four letters.

It is very important that your child practises articulating each sound correctly and does not add extra sounds to the end of a phoneme i.e s should be pronounced as ssss and not sss-a

Useful links	
Articulation of Phonemes	http://www.youtube.com/watch?v=BqhXUW_v-ls Search for 'articulation of phonemes' on YouTube
Jolly Phonics Songs	http://www.youtube.com/watch?v=eCjJYB07aSU Search for 'Jolly Phonics in order' on YouTube
Phonics Play	www.phonicsplay.co.uk

Zero Tolerance Words: Reception

Your child must know how to spell the following words

the
to
no
go
and
look
me
my
was
went
he
with

Zero Tolerance Words: Year 1

Your child must know how to spell the following words

all
come
you
want
what
they
are
out
here
once
some
there
asked
when
little