

Phonics Journal



Rush Green Primary School



Year 1 – Spring 1

Phonics Teacher: Miss Naz

Child's Name: _____



Dear Parents/Carers,

Phonics is a way of teaching children to read quickly and fluently. The children are taught how to:

- Recognise the sounds that individual letters or groups of letters make
- Identify the sounds that different combinations of letters make such as 'sh' in ship and 'oa' in goat
- Blend these sounds together from left to right to make words.

How do we teach Phonics?

At Rush Green Primary School, we teach Phonics using the Jolly Phonics Programme. This journal contains a weekly breakdown of what your child will be learning in their Phonics lessons.

How can you help at home?

Use this journal as a tool to support your child's learning at home. There are examples of words which your child can 'segment and blend' using their 'phoneme fingers'.

How do we use this journal in school?

The children have a spelling challenge every Friday during their phonics lesson. Please practise the weekly spellings in this journal. You can also help your child write sentences containing the weekly challenge words so that they understand their meaning. The journal must be in school every Friday so the children can do their spelling test in it.

If you have any queries about this journal please speak to your child's class teacher.

Thank you for your continued support.

Spring I

Week	Grapheme	Example Words
05.01.26	ph as f soft c as ce soft c as ci soft c as cy	elephant, phonics, phone nice, ice, slice city, pencil bicycle, cylinder
12.01.26	soft g as gi soft g as ge soft g as gy	giant, gigantic, ginger large, change, orange gym, gymnastics
19.01.26	ai ay a_e	aim, explain, complain played, Sunday, today ace, shame, frame, snake
26.01.26	ee ea e_e y as ee	eel, teeth, feel, sweet each, read, dream, beach eve, believe, theme happy, sunny, funny
02.02.26	ie igh y as igh i_e	tie, pie, tied midnight, right, brighter fly, my, sky like, shine, time
09.02.26	oa ow o_e	roam, float, oats own, snowman, rainbow froze, tadpole, smoke

Week Beginning 05.01.26

twice	fancy	bounce
phonics	spicy	circle

Include each of these words in a sentence:

[illegible]

Spelling Challenge

'f' and 'ph'

Add 'f' or 'ph' to the gaps in these words to make them correct.

_____ one



_____ angs



_____ airy



_____ easant



_____ eet



_____ armacist



_____ armer



_____ rog



_____ eline



_____ oenix



Do these words make a hard or a soft 'c' sound? Colour the hard 'c' words in **red** and the soft 'c' words in **blue**.

face 	cell 	cold 	cement 	conduct 
cat 	car 	coal 	caterpillar 	cub 
mice 	centre 	caravan 	carpet 	cure 
coat 	cap 	cabinet 	cent 	camera 
centipede 	nice 	pencil 	cake 	call 
celery 	celebrate 	can 	Central heating 	cordial 
coast 	curry 	camel 	clap 	dice 

Practise Test (at home)

Week Beginning 05.01.26

1	
2	
3	
4	
5	
6	

Week Beginning 12.01.26

magic	huge	genius
angel	gymnastics	danger

Include each of these words in a sentence:

[illegible]

Do these words make a hard or a soft 'g' sound? Colour the hard 'g' words in **red** and the soft 'g' words in **blue**.

 goat	 cage	 gate	 get	 glide
 gem	 page	 dog	 allergic	 giant
 green	 grandma	 gentle	 frog	 slug
 drag	 hedgehog	 gerbil	 great	 jug
 peg	 golf	 girl	 gold	 gone
 goo	 gel	 goal	 gym	 gap
 fog	 gas	 age	 teenager	 dig

Practise Test (at home)

Week Beginning 12.01.26

1	
2	
3	
4	
5	
6	




























Week Beginning 19.01.26

amaze	brain	away
yesterday	chase	again

Include each of these words in a sentence:

[illegible]

Alternative Spellings for ai

ai		ay		a-e	
					
					
					
					
					
					
					
					
					

Practise Test (at home)

Week Beginning 19.01.26





















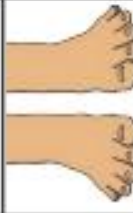











1	
2	
3	
4	
5	
6	

Week Beginning 26.01.26

leaf	these	speech
three	stream	compete

Include each of these words in a sentence:

[illegible]

ee		ea		e-e		y	
							
							
							
							
							
							
							
							

Practise Test (at home)

Week Beginning 26.01.26

1	
2	
3	
4	
5	
6	

























Week Beginning 02.02.26

shy	midnight	untie
daytime	my	inside

Include each of these words in a sentence:

[illegible]

Alternative Spellings for igh

igh		ie		i-e		y	
							
							
							
							
							
							

Practise Test (at home)

Week Beginning 02.02.26

1	
2	
3	
4	
5	
6	

Week Beginning 09.02.26

those	raincoat	snowing
coast	elbow	globe

Include each of these words in a sentence:

[illegible]

Practise Test (at home)

Week Beginning 09.02.26

1	
2	
3	
4	
5	
6	


There are three main ways to write the /oa/ sound. Read the words with these spellings.

coach float coast raincoat

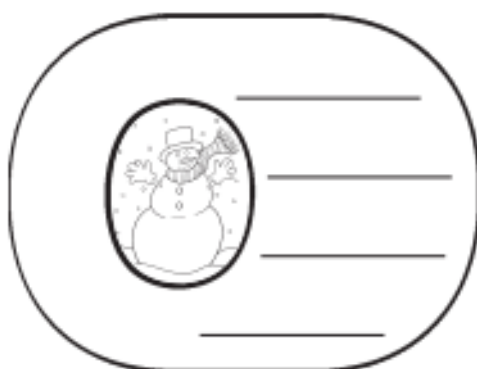
tadpole home stone joke

rainbow elbow shadow window

Read the words below and write them in the correct /oa/ spelling.



those
toast
throw
goat
slow
bone
blow



rose
oak
snow
nose
loaf

Week Beginning 05.01.26

SPELLING TEST

1.	
2.	
3.	
4.	
5.	
6.	

Week Beginning 12.01.26

SPELLING TEST

1.	
2.	
3.	
4.	
5.	
6.	

Week Beginning 19.01.26

SPELLING TEST

1.	
2.	
3.	
4.	
5.	
6.	

Week Beginning 26.01.26

SPELLING TEST

1.	
2.	
3.	
4.	
5.	
6.	

Week Beginning 02.02.26

SPELLING TEST

1.	
2.	
3.	
4.	
5.	
6.	

Week Beginning 09.02.26

SPELLING TEST

1.	
2.	
3.	
4.	
5.	
6.	

Phonics Terminology	
Phonics	The relationships between the sounds of a language and the letters those sounds make.
Phoneme	The smallest unit of sound.
Grapheme	Letter/s that represent phonemes.
Digraph	A grapheme containing two letters that make just one sound (phoneme) i.e. sh in fish and ch in chip.
Trigraph	A grapheme containing three letters that make just one sound (phoneme) i.e air in hair and igh in night.
Segmenting	Splitting a spoken word into its phonemes in the order in which they are heard.
Blending	Taking given phonemes and combining them to make a word, the opposite of segmenting.
Phoneme Fingers	A method in which we use our fingers to segment a word i.e. c-a-t would be represented by three fingers and f-i-sh would also be represent by three fingers as it also contains three sounds even though it is made up of four letters.

It is very important that your child practises articulating each sound correctly and does not add extra sounds to the end of a phoneme i.e s should be pronounced as ssss and not sss-a

Useful links	
Articulation of Phonemes	http://www.youtube.com/watch?v=BqhXUW_v-ls Search for 'articulation of phonemes' on YouTube
Jolly Phonics Songs	http://www.youtube.com/watch?v=eCjJYBO7aSU Search for 'Jolly Phonics in order' on YouTube
Phonics Play	www.phonicsplay.co.uk

Zero Tolerance Words: Reception

Your child must know how to spell the following words

the
to
no
go
and
look
me
my
was
went
he
with

Zero Tolerance Words: Year 1

Your child must know how to spell the following words

all
come
you
want
what
they
are
out
here
once
some
there
asked
when
little