

# Phonics Journal



Rush Green Primary School



Year 1 – Spring 1

Phonics Teacher: Miss Ellis

Child's Name: \_\_\_\_\_



Dear Parents/Carers,

Phonics is a way of teaching children to read quickly and fluently. The children are taught how to:

- Recognise the sounds that individual letters or groups of letters make
- Identify the sounds that different combinations of letters make such as 'sh' in ship and 'oa' in goat
- Blend these sounds together from left to right to make words.

### How do we teach Phonics?

At Rush Green Primary School we teach Phonics using the Jolly Phonics Programme. This journal contains a weekly breakdown of what your child will be learning in their Phonics lessons.

### How can you help at home?

Use this journal as a tool to support your child's learning at home. There are examples of words which your child can 'segment and blend' using their 'phoneme fingers'.

### How do we use this journal in school?

The children have a spelling challenge every Friday during their phonics lesson. Please practise the weekly spellings in this journal. You can also help your child write sentences containing the weekly challenge words so that they understand their meaning. The journal must be in school every Friday so the children can do their spelling test in it.

If you have any queries about this journal please speak to your child's class teacher.

Thank you for your continued support.

# Spring 1

Week	Grapheme	Example Words
1 05.01.26	Short vowels a e i o u	map, stand vest, nest wig, pinch cot, dog fun, jump
2 12.01.26	Short vowels and ck	peck, kick, duck, sack, sock
3 19.01.26	Short vowels and double letters	egg, doll, button, parrot
4 26.01.26	Long vowels Long vowel sounds are where a vowel makes the same sound as the way its name is pronounced. For instance, the 'ee' in the word 'three'.  Split digraphs a-e e-e i-e o-e u-e	three, bee, coat, oak, aim, rain, tie.  name, snake eve, these like, kite bone, mole use, cube
5 02.02.26	Long vowels Long vowel sounds are where a vowel makes the same sound as the way its name is pronounced. For instance, the 'oa' in the word 'goat'.  Split digraphs a-e e-e i-e o-e u-e	float, glue, oats  cake, bake, shape theme, these spike, time stone, alone tube, excuse
6 09.02.26	ay and oy	day, play, tray boy, toy, enjoy, royal, oyster



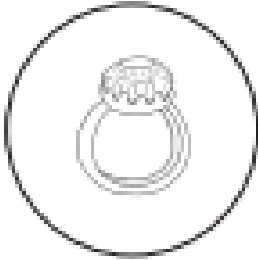

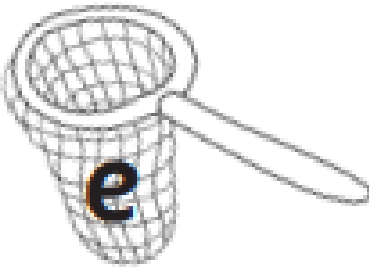



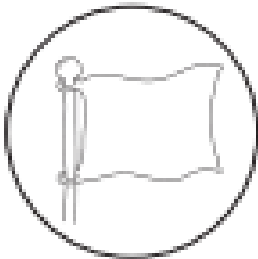

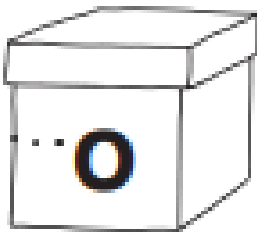
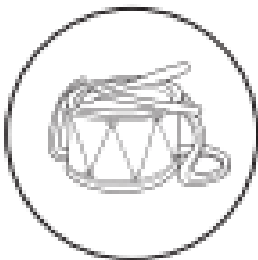
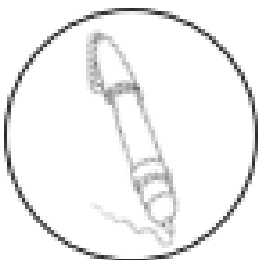




# Practise Test (at home)

## Week Beginning 05.01.26

1	
2	
3	
4	
5	
6	

Look at each picture, say the word and listen for the short vowel.  
Then, draw a line to match the picture to the correct short vowel.




# Practise Test (at home)

Week Beginning 12.01.26

1	
2	
3	
4	
5	
6	



Write over the dotted words in the rocket. Then draw a picture for each one.





# Practise Test (at home)


## Week Beginning 19.01.26

1	
2	
3	
4	
5	
6	

Write over the double letters. Then, read each word.

parrot   egg   bell   add   button  
kitten   buzz   toffee   doll   miss

Read the words in the eggs and draw a picture for each one.





# Practise Test (at home)

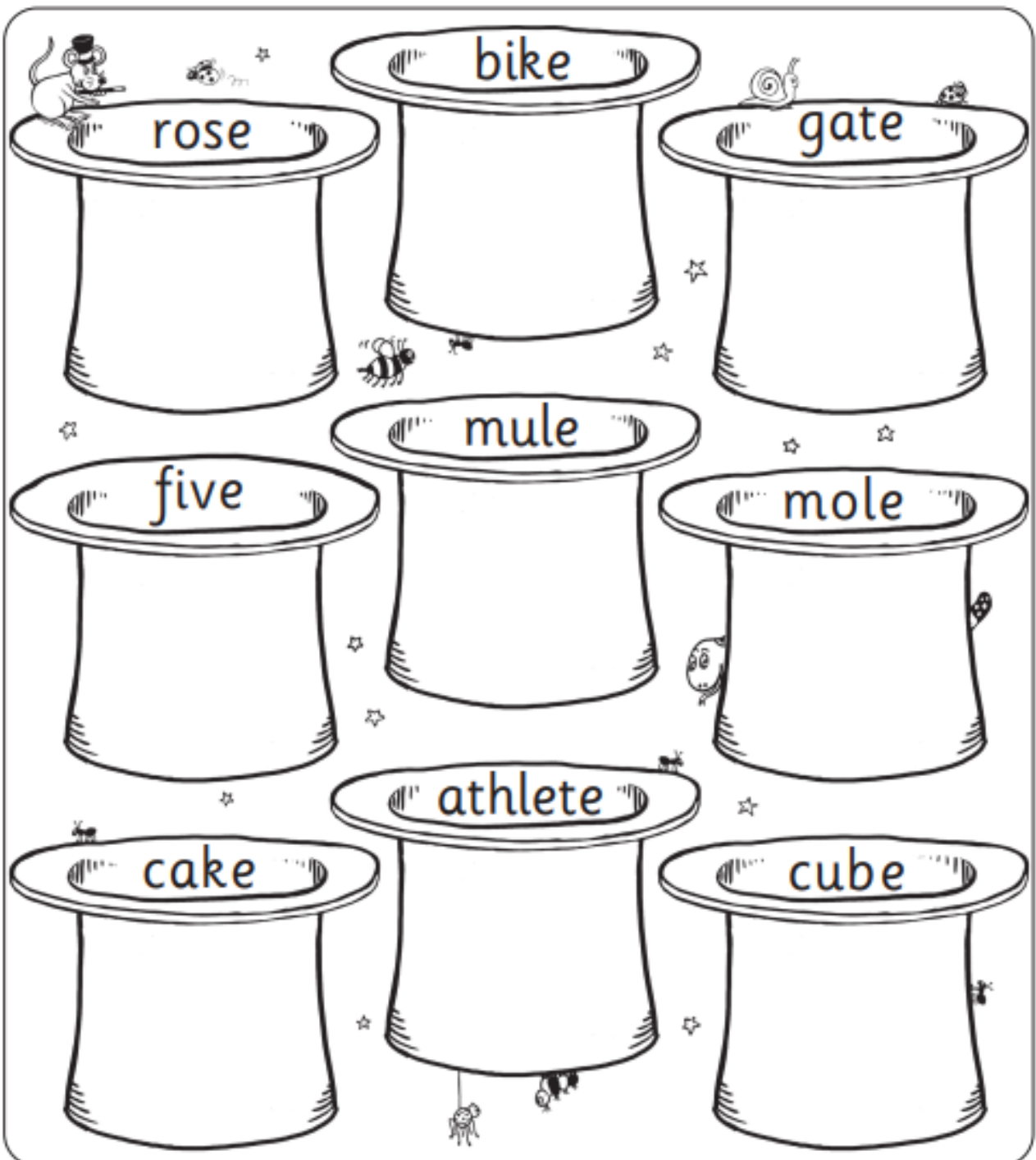
## Week Beginning 26.01.26

1	
2	
3	
4	
5	
6	

Write inside the split digraphs to trace the letters.



Read the words in the magician's hats and draw a picture to represent each one.





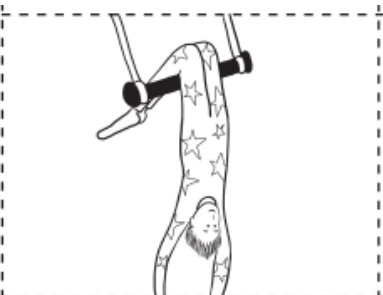

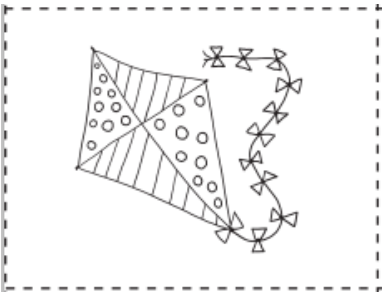

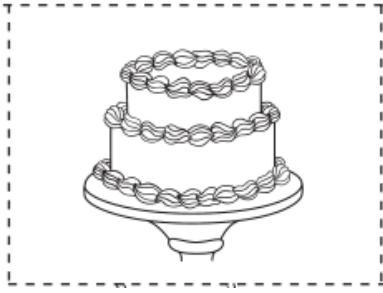


# Practise Test (at home)

Week Beginning 02.02.26

1	
2	
3	
4	
5	
6	

Draw a line to match the picture to the word.



mule

trapeze

cake

rose

kite




# Practise Test (at home)

Week Beginning 09.02.26

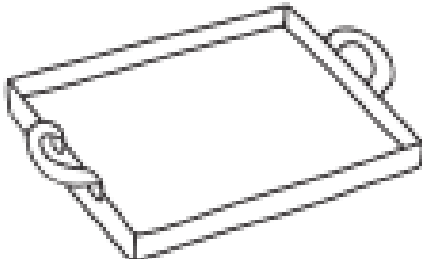
1	
2	
3	
4	
5	
6	

Write the letters in the correct order to spell each word.




\_\_\_\_\_

r  
ay  
s  
p




\_\_\_\_\_

ay  
t  
r




\_\_\_\_\_

n  
l  
ai  
s



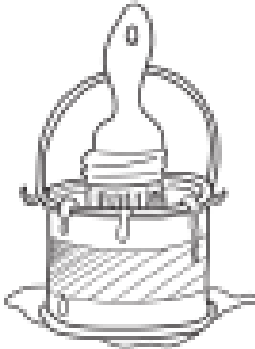
\_\_\_\_\_

ay  
h



\_\_\_\_\_

ai  
r  
n  
t



\_\_\_\_\_

n  
p  
ai  
t

# Week Beginning 05.01.26

## SPELLING TEST

1.	
2.	
3.	
4.	
5.	
6.	

# Week Beginning 12.01.26

## SPELLING TEST

1.	
2.	
3.	
4.	
5.	
6.	

# Week Beginning 19.01.26

## SPELLING TEST

1.	
2.	
3.	
4.	
5.	
6.	



# Week Beginning 26.01.26

## SPELLING TEST

1.	
2.	
3.	
4.	
5.	
6.	

# Week Beginning 02.02.26

## SPELLING TEST

1.	
2.	
3.	
4.	
5.	
6.	

# Week Beginning 09.02.26

## SPELLING TEST

1.	
2.	
3.	
4.	
5.	
6.	

# Zero Tolerance Words: Reception

Your child must know how to spell the following words

the
to
no
go
and
look
me
my
was
went
he
with

# Zero Tolerance Words: Year 1

Your child must know how to spell the following words

all
come
you
want
what
they
are
out
here
once
some
there
asked
when
little

## Phonics Terminology

Phonics	The relationships between the sounds of a language and the letters those sounds make.
Phoneme	The smallest unit of sound.
Grapheme	Letter/s that represent phonemes.
Digraph	A grapheme containing two letters that make just one sound (phoneme) i.e. sh in fish and ch in chip.
Trigraph	A grapheme containing three letters that make just one sound (phoneme) i.e. air in hair and igh in night.
Segmenting	Splitting a spoken word into its phonemes in the order in which they are heard.
Blending	Taking given phonemes and combining them to make a word, the opposite of segmenting.
Phoneme Fingers	A method in which we use our fingers to segment a word i.e. c-a-t would be represented by three fingers and f-i-sh would also be represent by three fingers as it also contains three sounds even though it is made up of four letters.

*It is very important that your child practises articulating each sound correctly and does not add extra sounds to the end of a phoneme i.e s should be pronounced as ssss and not sss-a*

## Useful links

Articulation of Phonemes	<a href="http://www.youtube.com/watch?v=BqhXUW_v-Is">http://www.youtube.com/watch?v=BqhXUW_v-Is</a> Search for 'articulation of phonemes' on YouTube
--------------------------	---

Jolly Phonics Songs	<a href="http://www.youtube.com/watch?v=eCjJYB07a.SU">http://www.youtube.com/watch?v=eCjJYB07a.SU</a> Search for 'Jolly Phonics in order' on YouTube
Phonics Play	<a href="http://www.phonicsplay.co.uk">www.phonicsplay.co.uk</a>





