

Phonics Journal



Rush Green Primary School



Year 1 – Summer 1

Phonics Teacher: Miss Ellis

Child's Name: _____

Dear Parents/Carers,

Phonics is a way of teaching children to read quickly and fluently. The children are taught how to:

- Recognise the sounds that individual letters or groups of letters make
- Identify the sounds that different combinations of letters make such as 'sh' in ship and 'oa' in goat
- Blend these sounds together from left to right to make words.

How do we teach Phonics?

At Rush Green Primary School we teach Phonics using the Jolly Phonics Programme. This journal contains a weekly breakdown of what your child will be learning in their Phonics lessons.

How can you help at home?

Use this journal as a tool to support your child's learning at home. There are examples of words which your child can 'segment and blend' using their 'phoneme fingers'.

How do we use this journal in school?

The children have a spelling challenge every Friday during their phonics lesson. Please practise the weekly spellings in this journal. You can also help your child write sentences containing the weekly challenge words so that they understand their meaning. The journal must be in school every Friday so the children can do their spelling test in it.




If you have any queries about this journal please speak to your child's class teacher.

Thank you for your continued support.







Summer 1

Week	Weekly Focus	Example Words	Tricky Words
1 13.04.26	Revision Week, Split Digraphs a-e e-e i-e o-e	make, name, snake eve, Pete, theme like, ride, spine bone, home, stone	who which
2 20.04.26	or aw au al	for, born, ordinary paw, fawn, awkward haul, launch, August metal, talk, small	who which
3 27.04.26	c (when a c is followed by an i, e or y it makes a 's' sound) g (when a g is followed by an i, e or y it makes a 'j' sound) ph	ice, pencil, circus gem, magic, energy phone, phonics, dolphin, alphabet	more before other were
4 04.05.26	ai a-e ay	aim, tail, snail, brain same, cake, bake, shave day, stay, spray	because want any many
5 11.05.26	ee ea e-e y ey	tree, sheet, asleep, fifteen eat, meat, read, teaspoon eve, gene, delete, athlete copy, body, family key, abbey, donkey, cockney	saw put
6 18.05.26	ie i-e y igh	lie, cries, dried like, time, ride, white my, by, fry, fly, shy night, fright, flight	could should would

Write a word to match each picture below. Remember to use the a-e split digraph.

 -----	 -----	 -----
--	--	--

Write a word to match each picture below. Remember to use the o-e split digraph.

 -----	 -----	 -----
 -----	 _ _ s _	 -----

Write a word to match each picture below. Remember to use the i-e split digraph.

 -----	 -----	 -----
--	--	--


Practise Test (at home)

W/b 13.04.26


1	
2	
3	
4	
5	
6	

Read each word and then draw a picture to match.


horn




corn




fork




cork




pork




horse



cord



forty



Write the missing digraph on the lines then write the whole word out again on the line below.



cl _ _

aw



cr _ _ l



l _ _ n



d _ _ w



p _ _





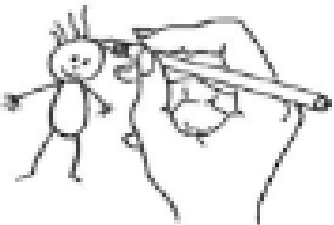






y _ _ n



s _ _

or / aw

Write the correct digraph in the spaces and then read each word.

 cl <input type="text"/>	 p <input type="text"/> ch	 dr <input type="text"/>
 h <input type="text"/> se	 cr <input type="text"/> l	 h <input type="text"/> se
 st <input type="text"/> k	 s <input type="text"/>	 p <input type="text"/>

Read each word and then sort them into the table below.

al	all

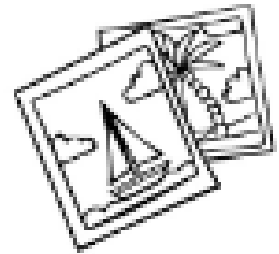


chalk	mall	talk	call
small	malt	fall	salt
stalk	tall	ball	wall

Practise Test (at home)

W/b 20.04.26


1	
2	
3	
4	
5	
6	

Match the word to the corresponding picture by copying the spelling from the word bank below.




elephant	telephone	graphic	photo
trophy	moon phase	phantom	dolphin

Say the name of the picture in the boxes below. Identify if the word has ph or f and then colour the circle to record your answer.



ph

f




ph

f




ph

f



ph

f




ph

f



ph

f



ph

f



ph



f

Hard and Soft C

The soft /c/ sound is made when the letter c is next to e, i or y (for example, cell and city).

The hard /c/ sound is made when the letter c is next to a, o or u (for example, cat and corn).

Copy the words below into the correct column in the table.

 Soft C Sound	 Hard C Sound

cab	cent	car	cat
rice	cow	face	cookie
city	pencil	cold	dance
spicy	cube	mice	cup

Read the words below, one at a time. Then, circle hard c /k/ or soft c /s/ to show which sound c is making in each word.



celery	/k/ /s/	exact	/k/ /s/
car	/k/ /s/	cent	/k/ /s/
ace	/k/ /s/	voice	/k/ /s/
mice	/k/ /s/	race	/k/ /s/
cute	/k/ /s/	city	/k/ /s/
cupcake	/k/ /s/	camera	/k/ /s/
octagon	/k/ /s/	cold	/k/ /s/
centipede	/k/ /s/	circle	/k/ /s/

Hard and Soft G

The soft /g/ sound is made when the letter g is next to e, i or y (for example, change, gentle).

The hard /g/ sound is made when the letter g is next to a, o or u (for example, girl, go).

Copy the words below into the correct column in the table.

 Soft G Sound	 Hard G Sound


gate	age	go	giant
goose	magic	stage	gum
gas	energy	grab	gold
huge	page	gummy	cage

Practise Test (at home)

W/b 27.04.26

1	
2	
3	
4	
5	
6	
7	
8	

ai



ACTION

Cup your hand over your ear as if you are trying to hear something, and say ai?

ai ai ai ai ai

g o u t f b

rain

• • •

tail

• • •

snail

• • •

paint

• • •


Look at each picture and say the sounds in the word.
Write the letters for the /ai/ sound in the correct dot.



Copy the split digraph a-e words into the correct table below.

rake	fame	late	date
lake	name	same	take
	game	gate	








Write a word to match each picture.

ay





















Practise Test (at home)

W/b 04.05.26

1	
2	
3	
4	
5	
6	

Can you complete the missing sounds for each 'y' word?

		
<p>__ __ __ tt __</p>	<p>ch __ rr __</p>	<p>__ __ pp __</p>
		
<p>l __ rr __</p>	<p>h __ pp __</p>	<p>__ __ dd __</p>

Complete and read each word.

<p>b e rr __</p>	<p>c a rr __</p>	<p>f u nn __</p>
<p>d o ll __</p>	<p>s c r u ff __</p>	<p>m e ss __</p>

Double the final consonant and add 'y' to make each noun an adjective.

<p>fog →</p>	<p>mud →</p>	<p>nut →</p>
<p>sun →</p>	<p>skin →</p>	<p>snot →</p>

Find each of the 'e-e' words in the grid below.

f	d	q	t	c	f	d	j	l	s	b	e
i	e	n	h	t	h	e	m	e	l	z	e
h	l	r	e	b	k	h	c	s	x	x	v
w	e	y	s	r	n	r	o	b	e	s	e
g	t	n	e	m	u	w	y	g	e	n	e
t	e	g	o	k	c	t	u	e	t	v	s
c	h	c	o	m	p	l	e	t	e	r	c
y	s	l	z	k	j	x	o	x	q	s	e
f	s	a	t	h	l	e	t	e	x	u	n
d	s	c	h	e	m	e	c	n	y	l	e

these	scene	theme
scheme	delete	complete

Read the sentence and draw a picture to represent it.

Read	Draw
The sheep is sleeping in the bed.	
I can see a bee at the beach.	
This seed will grow into a bean.	
Oh no! A wheel is rolling down the hill and into the sea!	

Practise Test (at home)

W/b 11.05.26

1	
2	
3	
4	
5	
6	

ie



ACTION

Salute as if you are a sailor,
saying *ie-ie*.

²
ie ie ie ie ie

f b a j oa

lie

..

tied

...

untie

....

magpie

.....

Look at each picture and say the sounds in the word.
Write the letters for the /ie/ sound in the correct dot.



Find each igh word in the wordsearch below.

right	night	might	high
light	bright	fight	sight

y	h	n	c	b	s	m	x	s	n	u	z
r	i	q	k	k	y	b	r	i	g	h	t
c	g	i	w	g	f	i	g	h	t	w	r
i	h	m	i	g	h	t	n	r	x	r	i
q	s	n	w	u	g	l	i	x	d	g	g
e	i	k	s	a	d	i	g	e	j	v	h
l	g	a	s	l	i	g	h	t	i	y	t
b	h	l	p	k	z	h	t	x	x	w	z
r	t	o	s	h	u	t	n	v	x	y	u
g	f	l	i	g	h	t	v	k	c	a	u

The /ie/ sound can be spelt using the letters:



ie for pie



igh for night



y for fly



i-e for kite

Sort the words into the table below.

fly	lie	high	bite	by
my	right	might	pie	try
cried	sight	fried	white	why
kite	butterfly	five	sky	July

ie	y	igh	i-e

Practise Test (at home)

W/b 18.05.26

1	
2	
3	
4	
5	
6	
7	
8	

W/b 13.04.26

SPELLING TEST

1.	
2.	
3.	
4.	
5.	
6.	

W/b 20.04.26

SPELLING TEST

1.	
2.	
3.	
4.	
5.	
6.	

W/b 27.04.26

SPELLING TEST

1.	
2.	
3.	
4.	
5.	
6.	

W/b 04.05.26

SPELLING TEST

1.	
2.	
3.	
4.	
5.	
6.	

W/b 11.05.26

SPELLING TEST

1.	
2.	
3.	
4.	
5.	
6.	

W/b 18.05.26

SPELLING TEST

1.	
2.	
3.	
4.	
5.	
6.	



we

she

me

was

I

do

be


are

to

he

the
The

all





go

come

your

there

so

they

no

you

here

my

said

some

2



give

little

by

one

what

old

down

like


when

only

have

live

3



any

because

were

want

who

where

more

which


before

why

other

many

4





Zero Tolerance Words:

Year 1

Your child must know how to spell the following words

all
come
you
want
what
they
are
out
here
once
some
there
asked
when
little