

# Phonics Journal



Rush Green Primary School



Year 1 – Summer 1

Phonics Teacher: Miss McCorkell

Child's Name: \_\_\_\_\_



Dear Parents/Carers,

Phonics is a way of teaching children to read quickly and fluently. The children are taught how to:

- Recognise the sounds that individual letters or groups of letters make
- Identify the sounds that different combinations of letters make such as 'sh' in ship and 'oa' in goat
- Blend these sounds together from left to right to make words.

### How do we teach Phonics?

At Rush Green Primary School we teach Phonics using the Jolly Phonics Programme. This journal contains a weekly breakdown of what your child will be learning in their Phonics lessons.

### How can you help at home?

Use this journal as a tool to support your child's learning at home. There are examples of words which your child can 'segment and blend' using their 'phoneme fingers'.

### How do we use this journal in school?

The children have a spelling challenge every Friday during their phonics lesson. Please practise the weekly spellings in this journal. You can also help your child write sentences containing the weekly challenge words so that they understand their meaning. The journal must be in school every Friday so the children can do their spelling test in it.

If you have any queries about this journal please speak to your child's class teacher.

Thank you for your continued support.

# Summer 1

Week Beginning	Weekly focus	Example Words	Tricky words
13.04.26	y as ee	happy, sleepy, lucky	you, your
20.04.26	Short vowels and ck	click, chicken, cluck, check	said, here, there
27.04.26	<p><b>Long vowels and split digraphs</b></p> <p>Long vowel sounds are where a vowel makes the same sound as the way its name is pronounced. For instance, the 'ee' in the word 'three'.</p> <p>A split digraph also contains two letters that makes one sound (a-e, e-e, i-e, o-e and u-e) but they are split between a consonant, for example; make</p>	<p>three, bee, coat, oak, aim, rain, tie.</p> <p>cake, like, ape, eve.</p>	go, no, so
04.05.26	<p><b>Long vowels and split digraphs</b></p> <p>Long vowel sounds are where a vowel makes the same sound as the way its name is pronounced. For instance, the 'ee' in the word 'three'.</p> <p>A split digraph also contains two letters that makes one</p>	<p>three, bee, coat, oak, aim, rain, tie.</p> <p>cake, like, ape, eve.</p>	go, no, so

	sound (a-e, e-e, i-e, o-e and u-e) but they are split between a consonant, for example; make		
11.05.26	ay and oy	day, play, tray boy, toy, enjoy, royal, oyster	only old




# Practise Test (at home)

Week Beginning 13.04.26

1	
2	
3	
4	
5	
6	

Read the words and match them to the pictures in the frogs on the logs.



sunny

body

puppy

teddy

sandy

holly

# The /igh/ Sound Spelt With '-y'

q h z a o f m x x w f t  
d z d r y f v c k n n h  
f y q j s l y g o t n u  
u f q l v y s c v s b z  
b e w l t w s k y c c m  
t b p y a g r m n i i u  
e q u r c d o t w k k l  
r c d n r u s i w y w t  
r e p l y w h m a h c i  
i g g q f g y f i x c p  
f u g y t r y b l e l l  
y i a d j h y t d m x y

cry  
fly  
dry

try  
reply  
sly


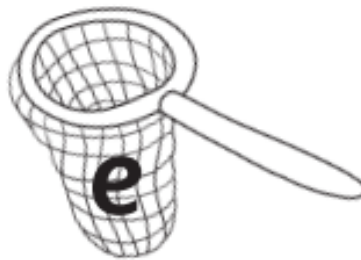
shy  
terrify  
sky

multiply






Look at each picture, say the word and listen for the short vowel. Then draw a line to join the picture to the correct short vowel container.



Write over the dotted words in the rockets. Then draw a picture for each one.



# Practise Test (at home)

Week Beginning 20.04.26

1	
2	
3	
4	
5	
6	



Read the word with the a-e split digraph and colour in the matching picture.

snake



wave



gate



spade






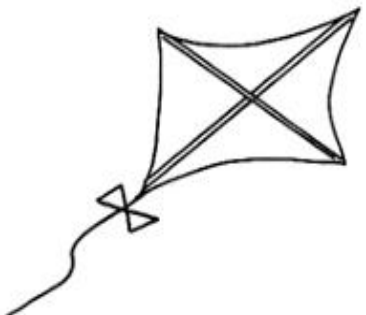


shape



flame









Can you complete the missing sounds for each i-e word?

		
<p>— — — — —</p>	<p>— — — — —</p>	<p>— — — — —</p>
		
<p>— — — — —</p>	<p>— — — — — s</p>	<p>— — — — —</p>

Complete and read each word.

<p>b _ k _</p>	<p>m _ n _</p>	<p>t _ m _</p>
<p>p r _ z _</p>	<p>s m _ l _</p>	<p>d r _ v _</p>
<p>ch _ m _</p>	<p>qu _ t _</p>	<p>s t r _ d _</p>

Can you complete the missing sounds for each o-e word?

		
— — — —	— — — —	— — — —
		
— — — —	— — s —	— — — —

Complete and read each word.

j _ k _	r _ s _	v _ t _
ch _ s _	f r _ z _	d r _ v _
ph _ n _	s t _ n _	th r _ n _

Read each word. Put an 'e' on the end then read it again.

cod	not	con
slop	rob	hop

Read the word with the u-e split digraph and colour in the matching picture.

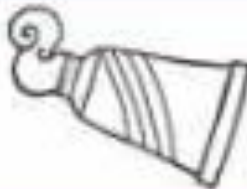
cube



flute



tube



confuse



argument



computer









# Practise Test (at home)

Week Beginning 27.04.26

1	
2	
3	
4	
5	
6	



Can you correctly label these pictures with the digraph a-e or i-e?

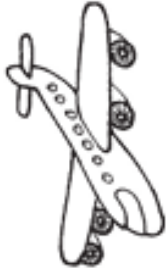







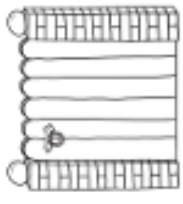
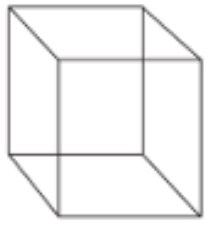










Now can you put one of the words into a sentence?

---

---

---

Cut along the dotted lines and match the pictures to the correct words.





# Practise Test (at home)

Week Beginning 04.05.26

1	
2	
3	
4	
5	
6	



Can you complete the missing sounds for each oy sound?

	
<p>— — —</p>	<p>— — — —</p>
	
<p>— — — — —</p>	<p>— — — — al</p>

Complete the handwriting line then complete and read each word.

oy oy oy

c —	a h —	p l —
s —	a n n —	j —
e n j —	e m p l —	l — al
c o n v —	a l l —	v — a g e

# Practise Test (at home)

Week Beginning 11.05.26

1	
2	
3	
4	
5	
6	

# Week Beginning 13.04.26

## SPELLING TEST

1.	
2.	
3.	
4.	
5.	
6.	

# Week Beginning 20.04.26

## SPELLING TEST

1.	
2.	
3.	
4.	
5.	
6.	

# Week Beginning 27.04.26

## SPELLING TEST

1.	
2.	
3.	
4.	
5.	
6.	

# Week Beginning 04.05.26

## SPELLING TEST

1.	
2.	
3.	
4.	
5.	
6.	

# Week Beginning 11.05.26

## SPELLING TEST

1.	
2.	
3.	
4.	
5.	
6.	

# Zero Tolerance Words: Reception

Your child must know how to spell the following words

the
to
no
go
and
look
me
my
was
went
he
with

# Zero Tolerance Words: Year 1

Your child must know how to spell the following words

all
come
you
want
what
they
are
out
here
once
some
there
asked
when
little

Phonics Terminology	
Phonics	The relationships between the sounds of a language and the letters those sounds make.
Phoneme	The smallest unit of sound.
Grapheme	Letter/s that represent phonemes.
Digraph	A grapheme containing two letters that make just one sound (phoneme) i.e. sh in fish and ch in chip.
Trigraph	A grapheme containing three letters that make just one sound (phoneme) i.e air in hair and igh in night.
Segmenting	Splitting a spoken word into its phonemes in the order in which they are heard.
Blending	Taking given phonemes and combining them to make a word, the opposite of segmenting.
Phoneme Fingers	A method in which we use our fingers to segment a word i.e. c-a-t would be represented by three fingers and f-i-sh would also be represent by three fingers as it also contains three sounds even though it is made up of four letters.

*It is very important that your child practises articulating each sound correctly and does not add extra sounds to the end of a phoneme i.e s should be pronounced as ssss and not sss-a*

Useful links	
Articulation of Phonemes	<a href="http://www.youtube.com/watch?v=BqhXUW_v-ls">http://www.youtube.com/watch?v=BqhXUW_v-ls</a> Search for 'articulation of phonemes' on YouTube
Jolly Phonics Songs	<a href="http://www.youtube.com/watch?v=eCjJYB07aSU">http://www.youtube.com/watch?v=eCjJYB07aSU</a> Search for 'Jolly Phonics in order' on YouTube
Phonics Play	<a href="http://www.phonicsplay.co.uk">www.phonicsplay.co.uk</a>

