

# Phonics Journal



Rush Green Primary School



Year 1 – Summer 1

Phonics Teacher: Miss Naz

Child's Name: \_\_\_\_\_



Dear Parents/Carers,

Phonics is a way of teaching children to read quickly and fluently. The children are taught how to:

- Recognise the sounds that individual letters or groups of letters make
- Identify the sounds that different combinations of letters make such as 'sh' in ship and 'oa' in goat
- Blend these sounds together from left to right to make words.

### How do we teach Phonics?

At Rush Green Primary School, we teach Phonics using the Jolly Phonics Programme. This journal contains a weekly breakdown of what your child will be learning in their Phonics lessons.

### How can you help at home?

Use this journal as a tool to support your child's learning at home. There are examples of words which your child can 'segment and blend' using their 'phoneme fingers'.

### How do we use this journal in school?

The children have a spelling challenge every Friday during their phonics lesson. Please practise the weekly spellings in this journal. You can also help your child write sentences containing the weekly challenge words so that they understand their meaning. The journal must be in school every Friday so the children can do their spelling test in it.

If you have any queries about this journal, please speak to your child's class teacher.

Thank you for your continued support.

Summer 1

Week Beginning	Weekly focus	Example Words	Tricky words
13.04.26	air ear as air are as air	fair, chair, stairs bear, tear, wear mare, share, stare	every, mother, father
20.04.26	ph as f soft c as ce soft c as ci soft c as cy	graph, phrase, phone bracelet, centipede, celery cinema, city, civil bicycle, cylinder, spicy	any, many, more, before
27.04.26	soft g as gi soft g as ge soft g as gy	rigid, giraffe, ginger sledge, strange, rage gym, gymnastics, allergy	other, were
04.05.26	ai ay a_e	contain, afraid, retail delay, mayor, betrayal ace, behave, relate	because, want
11.05.26	ee ea e_e y as ee	eel, teeth, agree each, dream, squeak eve, believe, theme happy, sunny, party	saw, put
18.05.26	ie igh y as igh i_e	tie, pie, flies thigh, knight, brighter fly, deny, reply like, bride, advice	could, should, would












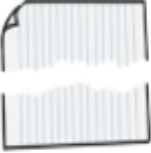


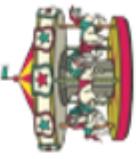



# Practise Test (at home)

## Week Beginning 13.04.26

1	
2	
3	
4	
5	
6	
7	
8	

# Alternative Spellings for air

air	are	ear
		
		
		
		
		
		



# Practise Test (at home)

Week Beginning 20.04.26

1	
2	
3	
4	
5	
6	
7	
8	



Read the following and fill in the missing words from the word bank below:

## A Silly School Day

Today at school, something funny happened. An \_\_\_\_\_ walked into our classroom!

It had a big \_\_\_\_\_ and floppy ears.

We all stood in a \_\_\_\_\_ to look at it.

Then it \_\_\_\_\_ around the room!

My teacher gave me a \_\_\_\_\_ of paper to draw it.

Later, we took a \_\_\_\_\_ of the class with the elephant.

Word Bank		
face	elephant	danced
piece	photo	circle









# Practise Test (at home)

## Week Beginning 27.04.26

1	
2	
3	
4	
5	
6	
7	
8	

Match the words in the word bank to the pictures.

		
— — — —	— — — — — — — —	— — — — — — — —
		
— — — el	— — — — — — — —	— — — — — — — —

giraffe	angel	gem
giant	gymnast	magic

Complete and read each word.

_ e l	_ e r m	_ e n t
_ e n t l e	_ i s t	l o _ i c
_ i n _ e r	l e _ e n d	d i _ i t
_ e r b i l	e n e r _ y	m a r _ i n






























# Practise Test (at home)

Week Beginning 04.05.26

1	
2	
3	
4	
5	
6	
7	
8	

# Alternative Spellings for ai

ai		ay		a-e	
					
					
					
					
					
					
					
					
					





# Practise Test (at home)

## Week Beginning 11.05.26

1	
2	
3	
4	
5	
6	
7	
8	

Spelling: sound ee – ee, ea, e\_e, y

The words below are missing the 'ee' sound. Choose the correct spelling using ee, ea, e\_e or y to complete the words.

Cr_____n	L_____ves	Del____t____	Mess_____
R_____d	Tr_____	Bab____	M____t
Th____s____	Compl____t____	T_____	Th____m____
Happ_____	Funn_____	B____s	F____t

Choose a word from above and write a sentence.

---

---

























---



# Practise Test (at home)

## Week Beginning 18.05.26

1	
2	
3	
4	
5	
6	
7	
8	

igh						
ie						
ie						
i-e						
y						

# Week Beginning 13.04.26

## SPELLING TEST

1.	
2.	
3.	
4.	
5.	
6.	
7.	
8.	

# Week Beginning 20.04.26

## SPELLING TEST

1.	
2.	
3.	
4.	
5.	
6.	
7.	
8.	

# Week Beginning 27.04.26

## SPELLING TEST

1.	
2.	
3.	
4.	
5.	
6.	
7.	
8.	



# Week Beginning 04.05.26

## SPELLING TEST

1.	
2.	
3.	
4.	
5.	
6.	
7.	
8.	

# Week Beginning 11.05.26

## SPELLING TEST

1.	
2.	
3.	
4.	
5.	
6.	
7.	
8.	

# Week Beginning 18.05.26

## SPELLING TEST

1.	
2.	
3.	
4.	
5.	
6.	
7.	
8.	

## Phonics Terminology

Phonics	The relationships between the sounds of a language and the letters those sounds make.
Phoneme	The smallest unit of sound.
Grapheme	Letter/s that represent phonemes.
Digraph	A grapheme containing two letters that make just one sound (phoneme) i.e. sh in fish and ch in chip.
Trigraph	A grapheme containing three letters that make just one sound (phoneme) i.e air in hair and igh in night.
Segmenting	Splitting a spoken word into its phonemes in the order in which they are heard.
Blending	Taking given phonemes and combining them to make a word, the opposite of segmenting.
Phoneme Fingers	A method in which we use our fingers to segment a word i.e. c-a-t would be represented by three fingers and f-i-sh would also be represent by three fingers as it also contains three sounds even though it is made up of four letters.


*It is very important that your child practises articulating each sound correctly and does not add extra sounds to the end of a phoneme i.e s should be pronounced as ssss and not sss-a*

## Useful links

Articulation of Phonemes	<a href="http://www.youtube.com/watch?v=BqhXUW_v-ls">http://www.youtube.com/watch?v=BqhXUW_v-ls</a> Search for 'articulation of phonemes' on YouTube
Jolly Phonics Songs	<a href="http://www.youtube.com/watch?v=eCjJYB07a.SU">http://www.youtube.com/watch?v=eCjJYB07a.SU</a> Search for 'Jolly Phonics in order' on YouTube
Phonics Play	<a href="http://www.phonicsplay.co.uk">www.phonicsplay.co.uk</a>

## Jolly Phonics Tricky Words

Below are all of the tricky words that the children have learnt so far and will be learning throughout Spring 2. Please practise reading and spelling these words with your child.





go

come

your

there

so

they

no

you

here

my

said

some

2



give

little

by

one

what

old

down

like

when

only

have

live

3



any

because

were

want

who

where

more

which

before

why

other

many

4



# Zero Tolerance Words: Year 1

Your child must know how to spell the following words

all
come
you
want
what
they
are
out
here
once
some
there
asked
when
little

## Zero Tolerance Words: Year 2

Your child must know how to spell the following words

very
about
after
because
should
great
really
could
where
called
people
fast
poor

every

any