

# Spelling Journal



Rush Green Primary School



Year 2 – Summer Term

Phonics Teacher: Miss Mc Donagh & Mrs Bligh

Child's Name: \_\_\_\_\_

Dear Parents/Carers,

Please work with your child to help them become good spellers.

Use their spelling journal to practise spellings that are set for them each week. Help them learn the spelling rule and apply it and talk about exceptions to each rule. Help your child with the tricky part of words and also discuss how word patterns, endings, etc., can help them remember how to spell certain words. Put each word into a sentence so they can see the word in context. This often makes it easier for a child to remember.

At Rush Green Primary School we have high expectations of learners at all times. Included in this journal is a list of 'Zero Tolerance' words that children are expected to spell correctly at all times in their work. Please practise these words with your child regularly too. Spelling rules and patterns have been taught on a weekly basis and are based on what children may be learning in class during phonic lessons, spelling lessons or words they may need to know for a particular topic. There may be additional spellings sent home should the need arise during the term.

The ability to spell confidently enables an individual to become a more effective and fluent writer. Learning to spell should not be just learning lists of words (although this is a necessary first phase in establishing later automatic use) but a means of applying strategies appropriately, and building on known facts. This spelling journal will help support your child in these aims.

Thank you for your continued support.

# Summer 1 Overview

Week beginning	Tricky words	Weekly focus	Example Words
Week 1 <u>13.04.26</u>	could, would, should	ie igh y i_e	tie, pie, replied night, right, bright fly, my, try like, shine, time
Week 2 <u>20.04.26</u>	right, two, four	oa ow o_e	road, coach, oak snow, window, grow, own home, broke, those
Week 3 <u>27.04.26</u>	goes, does	ue u_e ew – as long oo	due, glue, true use, cube, flute chew, grew, drew, ewe
Week 4 <u>04.05.26</u>	made, their	ou ow	outside, about, counting owl, down, cow
Week 5 <u>11.05.26</u>	once, upon, always	oi oy	ointment, soil, coins toybox, royal, enjoy, oyster
Week 6 <u>18.05.26</u>	also, of, eight	er ir ur	teacher, brother, mother firm, shirt, swirl disturb, curve, burn

# Summer 2 Overview

Week beginning	Tricky words	Weekly focus	Example Words
Week 1 <u>01.06.26</u>	love, cover, after	aw au al	paws, saw, drawing Autumn, author, launched also, always, walking
Week 2 <u>08.06.26</u>	every, mother, father	air ear as air are as air	fair, chair, stairs bear, tear, wear mare, share, stare
Week 3 <u>15.06.26</u>	any, many, more, before	soft c as ce ci cy soft g as gi ge gy	nice, ice, slice city, pencil cycle, cylinder giant, gigantic, ginger large, change, orange gym, gymnastics
Week 4 <u>22.06.26</u>	goes, does	ue u_e ew as long oo	blue, glue, true cube, tube, June, cute pew, jewel, few
Week 5 <u>29.06.26</u>	made, their	ou ow	ground, outside, cloud down, owl, clown
Week 6 <u>06.07.26</u>	also, of, eight	er ir ur	father, computer, brother bird, girl, twirl fur, curl, turn



# Practise Test (at home)

## Week Beginning 13.04.26

1	
2	
3	
4	
5	
6	



There are four main ways to write the /ie/ sound. Read the words and then write them in the correct /ie/ spelling.

light

fly

like

pie

night

prize

igh

light

y

lie

ie

time

right

high

reply

my

die

kite

sky

tie



# Practise Test (at home)

## Week Beginning 20.04.26

1	
2	
3	
4	
5	
6	




There are three main ways to write the /oa/ sound. Read the words with these spellings.

coach float coast raincoat

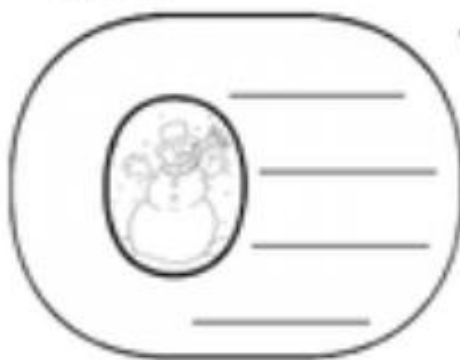
tadpole home stone joke

rainbow elbow shadow window

Read the words below and write them in the correct /oa/ spelling.



those  
toast  
throw  
goat  
slow  
bone  
blow



rose  
oak  
snow  
nose  
loaf





# Practise Test (at home)

## Week Beginning 27.04.26

1	
2	
3	
4	
5	
6	

Read these words. If the /ue/ sound does not work, try the /oo/ sound.

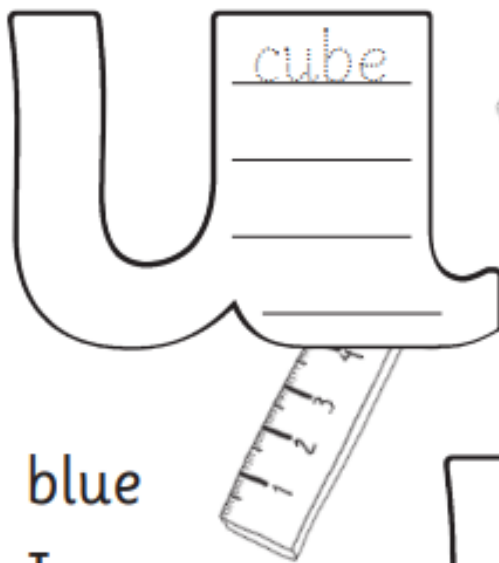
bluebell argue untrue barbecue

ruler use excuse rude



fewer unscrew threw nephew

Read the words below and write them in the correct /ue/ or /oo/ spelling.



few  
glue  
cube  
statue



blue  
June  
chew  
rescue



pew  
cute  
flute  
jewel



# Practise Test (at home)

## Week Beginning 04.05.26

1	
2	
3	
4	
5	
6	

There are two main ways to write the /ou/ sound. Read the words with these spellings.

loud about  
count ground  
sound flour

flower crowd  
downhill growl  
shower vowel


Read the words below and write them in the correct /ou/ spelling.

owl

mouse

brown

mouth



cow

found

cloud

clown





# Practise Test (at home)

## Week Beginning 11.05.26

1	
2	
3	
4	
5	
6	

There are two main ways to write the /oi/ sound. Read the words with these spellings.

boil join  
tin foil oil can  
ointment coil

royal oyster  
destroy employ  
annoy loyal

Read the words below and write them in the correct /oi/ spelling.



joy  
coin  
boy  
spoil



coil  
toy  
point  
enjoy





# Practise Test (at home)

## Week Beginning 18.05.26

1	
2	
3	
4	
5	
6	

There are three main ways to write the /er/ sound. Read the words with these spellings.

butter helicopter river number

third birthday twirl thirsty

purple Thursday curl Saturday

Read the words below and write them in the correct /er/ spelling.

dinner

shirt

purse

letter

bird

fur

sister

girl

hurt

diver

first

turn



e

dinner



ur



bird

fur

sister

girl



# Practise Test (at home)

## Week Beginning 01.06.26

1	
2	
3	
4	
5	
6	

There are three main alternative spellings for the /or/ sound. Read the words with these spellings.

yawn strawberry shawl drawing

laundry August astronaut autumn

snowball chalk beanstalk taller

Read the words below and write them in the correct /or/ spelling.

saw  
haunt  
ball  
pause

SOAW

walk  
small  
hawk  
launch

wall  
cause  
draw  
crawl















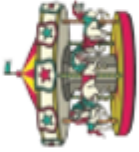



# Practise Test (at home)

## Week Beginning 08.06.26

1	
2	
3	
4	
5	
6	

# Alternative Spellings for air

air	are	ear
		
		
		
		
		
		



# Practise Test (at home)

## Week Beginning 15.06.26

1	
2	
3	
4	
5	
6	

Read the following and fill in the missing words from the box below:

## Fudge

My friend \_\_\_\_\_ is a happy \_\_\_\_\_. He  
always

has a smile on his \_\_\_\_\_. At his party, we  
\_\_\_\_\_ in a \_\_\_\_\_. Then we each ate a  
\_\_\_\_\_ of \_\_\_\_\_ cake. We had a  
great  
time.

face	Fudge	orange
piece	gent	circle
danced		



# Practise Test (at home)

## Week Beginning 22.06.26

1	
2	
3	
4	
5	
6	

# Spelling Activity

1. Just add 'ew', 'ue', 'u\_e' or 'u'!

n\_\_\_\_

tr\_\_\_\_

gr\_\_\_\_

resc\_\_\_\_

st\_\_\_\_

h\_\_g\_\_

d\_\_\_\_

c\_\_b\_\_

bl\_\_\_\_

\_\_niform

2. Write the correct words under the pictures.



\_\_\_\_\_



\_\_\_\_\_

\_\_\_\_\_

3. Now pick 2 words from the word box. Write one sentence for each word. Don't forget capital letters and full stops!

1. \_\_\_\_\_  
\_\_\_\_\_

2. \_\_\_\_\_  
\_\_\_\_\_



# Practise Test (at home)

## Week Beginning 29.06.26

1	
2	
3	
4	
5	
6	

Look at the pictures below. Say what you see out loud. What do you hear?  
Which is the correct vowel blend? Put [✓] mark inside the correct circle.



M\_ \_SE

**OU**

**OW**



BL\_ \_SE

**OU**

**OW**



CR\_ \_D

**OU**

**OW**



CL\_ \_D

**OU**

**OW**



BR\_ \_N

**OU**

**OW**



H\_ \_SE

**OU**

**OW**



\_ \_L

**OU**

**OW**



C\_ \_

**OU**

**OW**



# Practise Test (at home)

## Week Beginning 06.07.26

1	
2	
3	
4	
5	
6	

Spelling: sound er – er, ur, ir

The words below are missing the 'er' sound. Choose the correct spelling using er, ur or ir to complete the words.

wint\_\_\_\_\_

p\_\_\_\_\_ple

th\_\_\_\_\_sty

st\_\_\_\_\_

fing\_\_\_\_\_

laught\_\_\_\_\_

th\_\_\_\_\_d

c\_\_\_\_\_de

t\_\_\_\_\_n

n\_\_\_\_\_se

ch\_\_\_\_\_ch

bak\_\_\_\_\_

# Summer 1 Week 1

## SPELLING TEST

1.	
2.	
3.	
4.	
5.	
6.	

# Summer 1 Week 2

## SPELLING TEST

1.	
2.	
3.	
4.	
5.	
6.	

# Summer 1 Week 3

## SPELLING TEST

1.	
2.	
3.	
4.	
5.	
6.	

# Summer 1 Week 4

## SPELLING TEST

1.	
2.	
3.	
4.	
5.	
6.	

# Summer 1 Week 5

## SPELLING TEST

1.	
2.	
3.	
4.	
5.	
6.	

# Summer 1 Week 6

## SPELLING TEST

1.	
2.	
3.	
4.	
5.	
6.	

# Summer 2 Week 1

## SPELLING TEST

1.	
2.	
3.	
4.	
5.	
6.	

# Summer 2 Week 2

## SPELLING TEST

1.	
2.	
3.	
4.	
5.	
6.	

# Summer 2 Week 3

## SPELLING TEST

1.	
2.	
3.	
4.	
5.	
6.	

# Summer 2 Week 4

## SPELLING TEST

1.	
2.	
3.	
4.	
5.	
6.	

# Summer 2 Week 5


## SPELLING TEST

1.	
2.	
3.	
4.	
5.	
6.	

# Summer 2 Week 6

## SPELLING TEST

1.	
2.	
3.	
4.	
5.	
6.	





# Zero Tolerance Words: Year 1

Your child must know how to spell the following words

all
come
you
want
what
they
are
out
here
once
some
there
asked
when
little

# Zero Tolerance Words: Year 2

Your child must know how to spell the following words

very
about
after
because
should
great
really
could
where
called
people
fast
poor
every
any

