

Spelling Journal



Rush Green Primary School



Year 2 – Summer

Phonics Teacher: Miss Mc Guickin

Child's Name: _____

Dear Parents/Carers,

Please work with your child to help them become good spellers. Use their spelling journal to practise spellings that are set for them each week. Help them learn the spelling rule and apply it and talk about exceptions to each rule. Help your child with the tricky part of words and also discuss how word patterns, endings, etc., can help them remember how to spell certain words. Put each word into a sentence so they can see the word in context. This often makes it easier for a child to remember.

At Rush Green Primary School we have high expectations of learners at all times. Included in this journal is a list of 'Zero Tolerance' words that children are expected to spell correctly at all times in their work. Please practise these words with your child regularly too. Spelling rules and patterns have been taught on a weekly basis and are based on what children may be learning in class during phonic lessons, spelling lessons or words they may need to know for a particular topic. There may be additional spellings sent home should the need arise during the term.

The ability to spell confidently enables an individual to become a more effective and fluent writer. Learning to spell should not be just learning lists of words (although this is a necessary first phase in establishing later automatic use) but a means of applying strategies appropriately, and building on known facts. This spelling journal will help support your child in these aims.







Thank you for your continued support.

Summer overview

Week beginning	Tricky Words	Spelling rule	Spellings
13.04.26	made their	The /n/ sound spelt kn and (less often) gn at the beginning of words – these are silent letters that do not need sounding out.	knock, know, knee, gnat, gnaw, gnome
20.04.26	goes does	Homophones are words that have the same pronunciation but different meanings, origins or spelling.	knight, night, there, their, they're, which, witch
27.04.26	have after	Homophones are words that have the same pronunciation but different meanings, origins or spelling.	hole, whole, sun, son, sea, see
04.05.26	found ground	The suffix 'ly' can be used to change adjectives into adverbs. Rule 1 Just add -ly to words ending in a consonant.	slowly, quickly, deeply, gladly, quietly, sadly
11.05.26	with again	The suffix 'ly' Rule 2 Add -ly to words ending in -l, Simply add -ly so word will end in 'lly'	accidentally, occasionally, generally, helpfully, gratefully, carefully
18.05.26	one two three	The suffix 'ly'. Rule 3 Verbs that end in an e. Keep the 'e' and add 'ly'.	lovely, bravely, lonely, closely, entirely, fortunately
HALF TERM			

01.06.26	grass class	The suffix 'ly'. Rule 4 Words ending with patterns (-ble, -ple, -tle, -gle, -dle, -kle). Change the 'e' to 'y'	gently, cuddly, terribly, crumbly, horribly, wrinkly
08.06.26	climb behind	Adding the suffix 'ment' meaning the action of doing something or the result of an action.	excitement, enjoyment, movement, agreement, entertainment, adjustment
15.06.26	kind break	Adding the suffix 'ment' meaning the action of doing something or the result of an action	payment, encouragement, replacement, achievement, amazement, improvement
22.06.26	everybody everyone	When the root word ends in a -y that has a consonant before it, the y is changed to i before -ed, -er and -est are added.	copied, copier, happier, happiest, cried, replied
29.06.26	parents child	Adding the suffixes -ing, -ed, -er, -est and -y	hiking, hike, hiker, nicer, nicest, shine, shining
06.07.26	friend pretty	Adding the suffixes -ing, -ed, -er, -est and -y	patting, patted, humming, hummed, saddest, runner, runny

Week 1

<p>1.  Study the word and practise spelling it out loud.</p>	<p>2.  Use a piece of paper to cover your word.</p>
<p>3.  Write the word you covered.</p>	<p>4.  Check to see if you spell your word correctly.</p>
<p>5.  Learn the rule</p>	<p>6.  Apply the rule (remember that there may be exceptions to this rule)</p>
<p>Tricky words: made, their</p>	<p>W/b 13.04.26</p>

<p>Spelling Rules:</p>	<p>The /n/ sound spelt kn and (less often) gn at the beginning of words – these are silent letters that do not need sounding out.</p>
<p>Example words</p>	
<p>1</p>	<p>knock</p>
<p>2</p>	<p>know</p>
<p>3</p>	<p>knee</p>
<p>4</p>	<p>gnat</p>
<p>5</p>	<p>gnaw</p>
<p>6</p>	<p>gnome</p>

Write 6 of your own words, applying the spelling rule you have learnt. Remember, you can use a dictionary to help you.

- 1.
- 2.
- 3.
- 4.
- 5.
- 6.

Explain the spelling rule in your own words:







Write 3 words that are exceptions to the rule;

Explain why these words do not follow the rule:

Include each of your own words in a sentence:

Remember – you will be tested on your ability to apply the rule, **not** on a set list of words.

Week 2

<p>1.  Study the word and practise spelling it out loud.</p>	<p>2.  Use a piece of paper to cover your word.</p>
<p>3.  Write the word you covered.</p>	<p>4.  Check to see if you spell your word correctly.</p>
<p>5.  Learn the rule</p>	<p>6.  Apply the rule (remember that there may be exceptions to this rule)</p>
<p>Tricky words: goes, does</p>	<p>W/b 20.04.26</p>

Homophones

Spelling Rules:	Homophones are words that have the same pronunciation but different meanings, origins or spelling.	
Example words	Learn	Practise
1	knight	
2	night	
3	there	
4	their	
5	they're	
6	which	
7	witch	

Write 3 of your own words, applying the spelling rule you have learnt. Remember, you can use a dictionary to help you.







- 1.
- 2.
- 3.

Explain the spelling rule in your own words:

Include each word in a sentence:

Remember – you will be tested on your ability to apply the rule, **not** on a set list of words.

Week 3

1.  Study the word and practise spelling it out loud.	2.  Use a piece of paper to cover your word.
3.  Write the word you covered.	4.  Check to see if you spell your word correctly.
5.  Learn the rule	6.  Apply the rule (remember that there may be exceptions to this rule)
Tricky words: have, after	W/b 27.04.26

Spelling Rules:	Homophones are words that have the same pronunciation but different meanings, origins or spelling.
Example words	Learn Practise
1	hole
2	whole
3	sun
4	son
5	sea
6	see

Write 4 of your own words, applying the spelling rule you have learnt. Remember, you can use a dictionary to help you.







- 1.
- 2.
- 3.
- 4.

Explain the spelling rule in your own words:

Include each word in a sentence:

Remember – you will be tested on your ability to apply the rule, **not** on a set list of words.

Week 4

1.  Study the word and practise spelling it out loud.	2.  Use a piece of paper to cover your word.
3.  Write the word you covered.	4.  Check to see if you spell your word correctly.
5.  Learn the rule	6.  Apply the rule (remember that there may be exceptions to this rule)
Tricky words: found, ground	W/b 04.05.26

Spelling Rules:	The suffix 'ly' can be used to change adjectives into adverbs	
	Rule 1 Just add -ly to words ending in a consonant.	
E.g.	slow + ly → slowly quick + ly → quickly	
Example words	Learn	Practise
1	slowly	
2	quickly	
3	deeply	
4	gladly	
5	quietly	
6	sadly	

Write 6 of your own words, applying the spelling rule you have learnt. Remember, you can use a dictionary to help you.

- 1.
- 2.
- 3.
- 4.
- 5.
- 6.

Explain the spelling rule in your own words:

Correct these spellings

slowle







quickle

sadle

Include each of your words in a sentence:

Remember – you will be tested on your ability to apply the rule, **not** on a set list of words.

Week 5

1.  Study the word and practise spelling it out loud.	2.  Use a piece of paper to cover your word.
3.  Write the word you covered.	4.  Check to see if you spell your word correctly.
5.  Learn the rule	6.  Apply the rule (remember that there may be exceptions to this rule)
Tricky words: with, again	W/b 11.05.26

Spelling Rules:	The suffix 'ly' can be used to change adjectives into adverbs
	Rule 2 Add -ly to words ending in -l, Simply add -ly so word will end in 'lly'
e.g.	accidental + ly = accidentally
Example words	Learn Practise
1	accidentally
2	occasionally
3	generally
4	helpfully
5	gratefully
6	carefully

Write 6 of your own words, applying the spelling rule you have learnt. Remember, you can use a dictionary to help you.

- 1.
- 2.
- 3.
- 4.
- 5.
- 6.

Explain the spelling rule in your own words:







Write any words that are exceptions to the rule;

Explain why these words do not follow the rule:

Include each the spelling words in a sentence:

Remember – you will be tested on your ability to apply the rule, **not** on a set list of words.

Week 6

1.  Study the word and practise spelling it out loud.	2.  Use a piece of paper to cover your word.
3.  Write the word you covered.	4.  Check to see if you spell your word correctly.
5.  Learn the rule	6.  Apply the rule (remember that there may be exceptions to this rule)
Tricky words: one, two, three	W/b 18.05.26

Spelling Rules:	The suffix 'ly' can be used to change adjectives into adverbs
	Rule 3 Verbs that end in an e. Keep the 'e' and add 'ly'.
e.g.	love + ly = lovely.
Example words	Learn Practise
1	lovely
2	bravely
3	lonely
4	closely
5	entirely
6	fortunately

Write 3 of your own words, applying the spelling rule you have learnt. Remember, you can use a dictionary to help you.

- 1.
- 2.
- 3.

Explain the spelling rule in your own words:

--

Write any words that are exceptions to the rule;

Correct these spellings:

lonly

bravele







closelee

Include each of the words in a sentence:

Remember – you will be tested on your ability to apply the rule, **not** on a set list of words.

Half term

Week 1

1.  Study the word and practise spelling it out loud.	2.  Use a piece of paper to cover your word.
3.  Write the word you covered.	4.  Check to see if you spell your word correctly.
5.  Learn the rule	6.  Apply the rule (remember that there may be exceptions to this rule)
Tricky words: grass, class	W/b 01.06.26

Spelling Rules:	The suffix 'ly' can be used to change adjectives into adverbs
	Rule 4 Words ending with patterns (-ble, -ple, -tle, -gle, -dle, -kle). Change the 'e' to 'y'
e.g.	gentle + ly = gently
Example words	<u>Learn</u> <u>Practise</u>
1	gently
2	cuddly
3	terribly
4	crumbly
5	horribly
6	wrinkly
Write 3 of your own words, applying the spelling rule you have learnt. Remember, you can use a dictionary to help you.	
1.	
2.	
3.	
Explain the spelling rule in your own words:	







Write any words that are exceptions to the rule;

Explain why these words do not follow the rule:

Include each of the words in a sentence:

Remember – you will be tested on your ability to apply the rule, **not** on a set list of words.

Week 2

1.  Study the word and practise spelling it out loud.	2.  Use a piece of paper to cover your word.
3.  Write the word you covered.	4.  Check to see if you spell your word correctly.
5.  Learn the rule	6.  Apply the rule (remember that there may be exceptions to this rule)
Tricky words: climb, behind	W/b 08.06.26

Spelling Rules:	Adding the suffix 'ment' meaning the action of doing something or the result of an action.
e.g.	agree → agreement excite → excitement
Example words	Learn Practise
1	excitement
2	enjoyment
3	movement
4	agreement
5	entertainment
6	adjustment
Write 6 of your own words, applying the spelling rule you have learnt. Remember, you can use a dictionary to help you.	
1.	
2.	
3.	
4.	
5.	
6.	
Explain the spelling rule in your own words:	







Write any words that are exceptions to the rule;

Explain why these words do not follow the rule:

Include each of your words in a sentence:

Remember – you will be tested on your ability to apply the rule, **not** on a set list of words.

Week 3

1.  Study the word and practise spelling it out loud.	2.  Use a piece of paper to cover your word.
3.  Write the word you covered.	4.  Check to see if you spell your word correctly.
5.  Learn the rule	6.  Apply the rule (remember that there may be exceptions to this rule)
Tricky words: kind, break	W/b 15.06.26

Spelling Rules:	Adding the suffix 'ment' meaning the action of doing something or the result of an action.
e.g.	agree → agreement excite → excitement
Example words	Learn Practise
1	payment
2	encouragement
3	replacement
4	achievement
5	amazement
6	improvement

Write 6 of your own words, applying the spelling rule you have learnt. Remember, you can use a dictionary to help you.

1.
2.
3.
4.
5.
6.

Explain the spelling rule in your own words:







Write any words that are exceptions to the rule;

Explain why these words do not follow the rule:

Include each of the words in a sentence:

Remember – you will be tested on your ability to apply the rule, **not** on a set list of words.

Week 4

1.  Study the word and practise spelling it out loud.	2.  Use a piece of paper to cover your word.
3.  Write the word you covered.	4.  Check to see if you spell your word correctly.
5.  Learn the rule	6.  Apply the rule (remember that there may be exceptions to this rule)
Tricky words: everyone, everybody	W/b 22.06.26

--	--

Spelling Rules:	Suffixes – ed, er and est When the root word ends in a –y that has a consonant before it, the y is changed to i before –ed, –er and –est are added.	
Example words	Learn	Practise
1	copied	
2	copier	
3	happier	
4	happiest	
5	cried	
6	replied	

Write 6 of your own words, applying the spelling rule you have learnt. Remember, you can use a dictionary to help you.

- 1.
- 2.
- 3.
- 4.
- 5.
- 6.

Explain the spelling rule in your own words:







Write 3 words that are exceptions to the rule;

Explain why these words do not follow the rule:

Include each of your own words in a sentence:

Remember – you will be tested on your ability to apply the rule, **not** on a set list of words.

Week 5

1.  Study the word and practise spelling it out loud.	2.  Use a piece of paper to cover your word.
3.  Write the word you covered.	4.  Check to see if you spell your word correctly.
5.  Learn the rule	6.  Apply the rule (remember that there may be exceptions to this rule)
Tricky words: parents, child	W/b 29.06.26

Spelling Rules:	<p style="text-align: center;">Adding the suffixes -ing, -ed, -er, -est and -y</p> <p style="text-align: center;">When adding the suffixes -ing, -ed, -er, -est and -y to words ending in -e with a consonant before it, the -e at the end of the root word is dropped before -ing, -ed, -er, -est, -y or any other suffix beginning with a vowel letter is added.</p>	
Example words	Learn	Practise
1	hiking	
2	hike	
3	hiker	
4	nicer	
5	nicest	
6	shine	
7	shining	

Write 6 of your own words, applying the spelling rule you have learnt. Remember, you can use a dictionary to help you.

1.
2.
3.
4.
5.

6.

Explain the spelling rule in your own words:







Write 3 words that are exceptions to the rule;

Explain why these words do not follow the rule:

Include each of your own words in a sentence:

Remember – you will be tested on your ability to apply the rule, **not** on a set list of words.

Week 6

1.  Study the word and practise spelling it out loud.	2.  Use a piece of paper to cover your word.
3.  Write the word you covered.	4.  Check to see if you spell your word correctly.
5.  Learn the rule	6.  Apply the rule (remember that there may be exceptions to this rule)
Tricky words: friend, pretty	06.07.26

Spelling Rules:	<p>Adding the suffixes -ing, -ed, -er, -est and -y</p> <p>When adding -ing, -ed, -er, -est and -y to words of one syllable ending in a single consonant letter after a single vowel letter, the last consonant letter of the root word is doubled.</p>	
Example words	Learn	Practise
1	patting	
2	patted	
3	humming	
4	hummed	
5	saddest	
6	runner	
7	runny	
Write 6 of your own words, applying the spelling rule you have learnt. Remember, you can use a dictionary to help you.		
1.		
2.		
3.		
4.		
5.		
6.		
Explain the spelling rule in your own words:		

Write 3 words that are exceptions to the rule;

Explain why these words do not follow the rule:

Include each of your own words in a sentence:

Remember – you will be tested on your ability to apply the rule, **not** on a set list of words.

W/b 13.04.26

SPELLING TEST

1.	
2.	
3.	
4.	
5.	
6.	

W/b 20.04.26

SPELLING TEST

7.	
8.	
9.	
10.	
11.	
12.	

W/b 27.04.26

SPELLING TEST

1.	
2.	
3.	
4.	
5.	
6.	

W/b 04.05.26

SPELLING TEST

1.	
2.	
3.	
4.	
5.	
6.	

W/b II.05.26

SPELLING TEST

1.	
2.	
3.	
4.	
5.	
6.	

W/b 18.05.26

SPELLING TEST

1.	
2.	
3.	
4.	
5.	
6.	

W/b 01.06.26

SPELLING TEST

1.	
2.	
3.	
4.	
5.	
6.	

W/b 08.06.26

SPELLING TEST

1.	
2.	
3.	
4.	
5.	
6.	

W/b 15.06.26

SPELLING TEST

1.	
2.	
3.	
4.	
5.	
6.	

W/b 22.06.26

SPELLING TEST

1.	
2.	
3.	
4.	
5.	
6.	

W/b 29.06.26


SPELLING TEST

1.	
2.	
3.	
4.	
5.	
6.	

W/b 06.07.26

SPELLING TEST

1.	
2.	
3.	
4.	
5.	
6.	





Zero Tolerance Words: Year 1

Your child must know how to spell the following words

all
come
you
want
what
they
are
out
here
once
some
there
asked
when
little

Zero Tolerance Words: Year 2

Your child must know how to spell the following words

very
about
after
because
should
great
really
could
where
called
people
fast
poor
every
any

