


Phonics Journal



Rush Green Primary School



Reception – Summer 1

Phonics Teacher: Mrs Tracey

Child's Name:

Dear Parents/Carers,

Phonics is a way of teaching children to read quickly and fluently. The children are taught how to:

- Recognise the sounds that individual letters or groups of letters make
- Identify the sounds that different combinations of letters make such as 'sh' in ship and 'oa' in goat
- Blend these sounds together from left to right to make words.

How do we teach Phonics?

At Rush Green Primary School we teach Phonics using the Jolly Phonics Programme. This journal contains a weekly breakdown of what your child will be learning in their Phonics lessons.

How can you help at home?

Use this journal as a tool to support your child's learning at home. There are examples of words which your child can 'segment and blend' using their 'phoneme fingers'.

If you have any queries about this journal please speak to your child's class teacher.

Thank you for your continued support.

Step 2 Jolly Phonics

This half term the children will continue to build upon their previous phonetic knowledge. They will learn alternative ways of writing the vowel sounds, learn the alphabet, how to write capital letters and will learn to write longer words and sentences.

Subject specific vocabulary for the Summer Term


Here is a list of all the subject specific words you will come across in your lessons, along with a pictorial representation and their definition. You will come across these words over the course of the Summer term.





Summer Vocabulary- Fairy tales
Story writing/ telling language:





Beginning:
Once upon a time A long time ago One day





Middle:
Suddenly Unfortunately All of a sudden Luckily Fortunately

End:
Finally At last The end Happily ever after

Vocabulary	Picture	Definition and synonyms
cottage		A small house, typically one in the country.

<p>tower</p>		<p>A circular or square building attached to a castle, which was used as a lookout and for defence.</p>
<p>castle</p>		<p>A large building with strong walls, built in the past by a king or other important person for protection against attack.</p>
<p>moat</p>		<p>A deep, wide ditch surrounding a castle, fort, or town, typically filled with water and intended as a defence against attack.</p>
<p>forest</p>		<p>An area with a high density of trees.</p>

<p>carriage</p>		<p>A carriage is a private four-wheeled vehicle for people and is most commonly horse-drawn.</p>
<p>King</p>		<p>The male ruler of an independent state.</p>
<p>Queen</p>		<p>The female ruler of an independent state.</p>
<p>Prince</p>		<p>The son of a king and queen.</p>

Princess		The daughter of a king and queen.
gingerbread		Gingerbread is a baked cookie/ cake containing ginger.
wolf		A wild animal, the biggest of the dog family.
axe		A tool used for chopping wood.

axe man




A man who works with an axe.

beanstalk

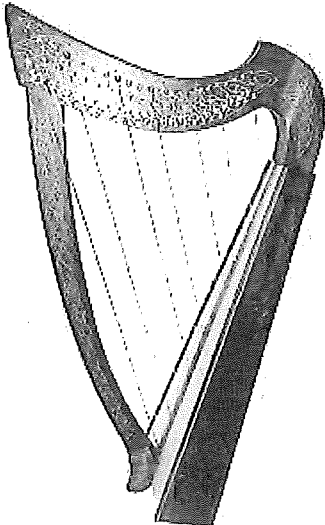




The stem of a bean or plant that grows tall.





porridge







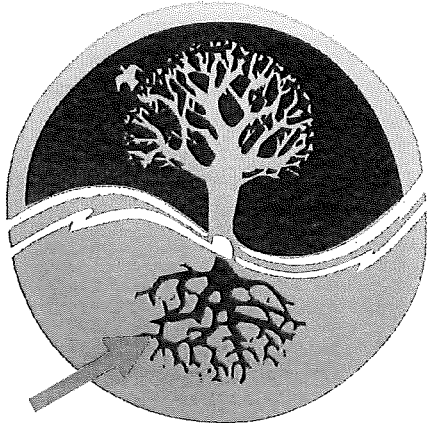



Oatmeal boiled with water or milk.


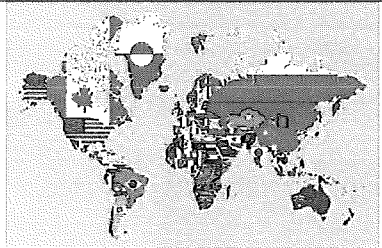
harp		A musical instrument with strings.
------	---	------------------------------------



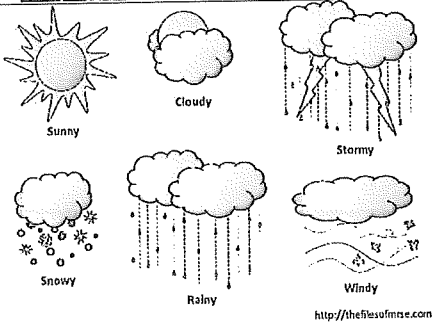

Summer Vocabulary— Growing and Exploring		
Vocabulary	Picture	Definition and synonyms
plant		A living organism like trees, shrubs, herbs, grasses, ferns and mosses.
vegetable		A plant or part of a plant used for food.

fruit		The sweet or fleshy part of a tree or plant that contains seeds.
flower		A flower is a fragile blossom that has petals and grows at the top of the stem of a plant.
sow		Planting seed for growth, especially by scattering.
seed		A small, round object produced by a plant and from which, when it is planted, a new plant can grow.

seedling		A young plant grown from seed.
soil		The top layer of earth in which plants grow.
water		A colourless, odourless liquid that all living things need to survive.
shoot		The above-ground part of the plant that bears the flowering buds.

<p>root</p>		<p>Part of the plant that usually grows underground, securing the plant in place, absorbing minerals and water to help the plant grow.</p>
<p>sprout</p>		<p>When a plant begins to grow.</p>
<p>stem</p>		<p>The main long and thin part of a plant that rises above the soil and supports the leaves and flowers.</p>
<p>leaf</p>		<p>A leaf is part of a plant that's usually green and attached to it by a stem or stalk.</p>

petal		<p>A petal is a part of a flower. A petal is the lovely colourful leaf-like ring around the centre of the flower.</p>
nutrients		<p>Nutrients are chemical substances found in every living thing on Earth. They are necessary to the lives of people, plants, animals, and all other organisms. Nutrients help break down food to give organisms energy.</p>
country		<p>A country is a distinct part of the world, such as a state, nation, or other political entity.</p>


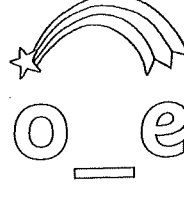

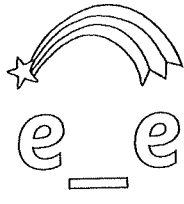
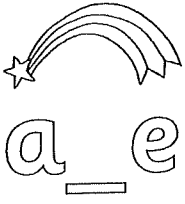
city		A city is a place where a large number of people live.
village		A village is a small settlement usually found in a rural setting.
weather		The state of the air and atmosphere at a particular time and place the temperature and other outside conditions.
climate		Climate is the long-term pattern of weather in a particular area.
environment		The air, water, and land in or on which people, animals, and plants live.

Summer 1

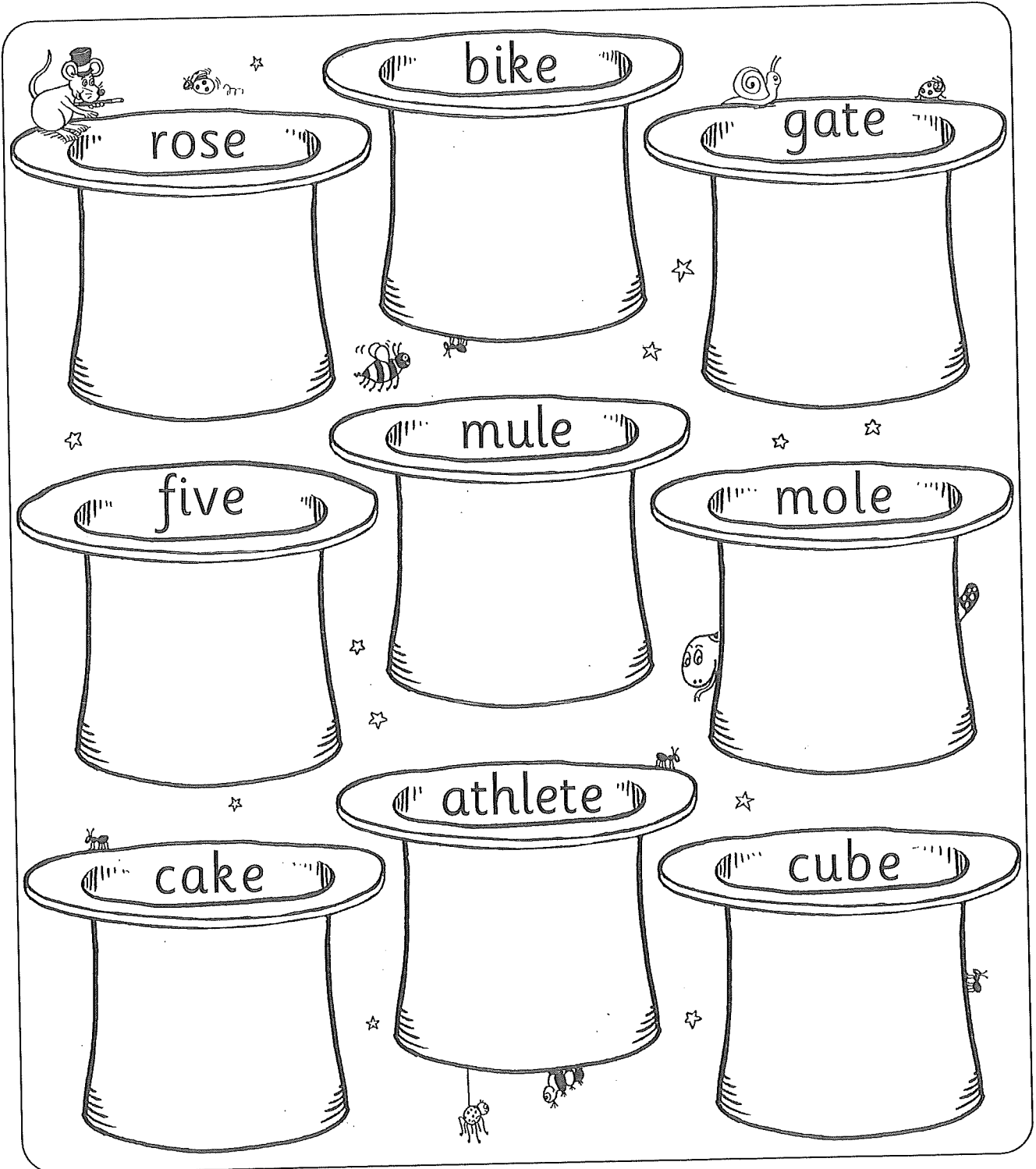
	Grapheme	Use phoneme fingers to segment and blend each word
Week 1	Long vowels and split digraphs	snake, smoke, smile
	Capital Letters	J
	Tricky words	they, some, come
Week 2	Long vowels and split digraphs (magic 'e')	mole, grape, prize
	Capital letters	ZVV
	Tricky words	said, you, your
Week 3	Long vowels and split digraphs (magic 'e')	fuse, snake, eve
	Capital letters	YXQ
	Tricky words	my, one, by
Week 4	ay and oy	play, day, boy, oyster
	Capital letters	Revision of all
	Tricky words	only, old
Week 5	ea as /ee/	sea, beach, eat
	Handwriting	b, d
	Tricky words	like, have

Week 6	y and igh as /ie/	high, sky, might
	Handwriting	r, n, m, h
	Tricky words	live, give

Write inside these letters.



Read the words in the magician's hats and draw a picture for each one.





Write these lower-case letters and their capitals.

z

w . .















v

Z Z Z Z Z Z

W W W W W W

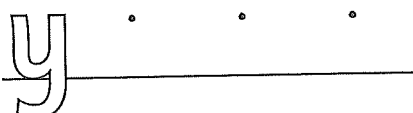


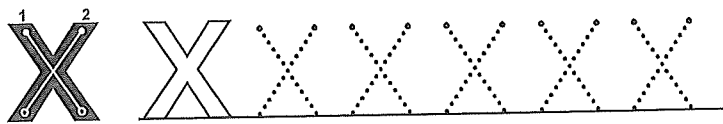


V V V V V V

Write inside each outline letter and then write its matching capital or lower-case letter next to it.



















Look Find the tricky bit.	Copy then Cover	Write then Check	Have another go!
go no so	go no so	<hr/> <hr/> <hr/>	<hr/> <hr/> <hr/>
Look Find the tricky bit.	Copy then Cover	Write then Check	Have another go!
go no so	go no so	<hr/> <hr/> <hr/>	<hr/> <hr/> <hr/>
Look Find the tricky bit.	Copy then Cover	Write then Check	Have another go!
go no so	go no so	<hr/> <hr/> <hr/>	<hr/> <hr/> <hr/>

Write these lower-case letters and their capitals.


Write inside each outline letter and then write its matching capital or lower-case letter next to it.

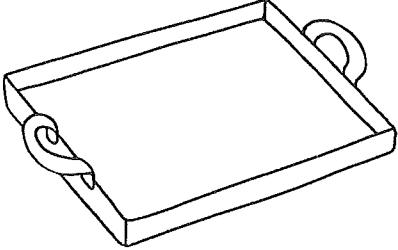
			
			
			
			




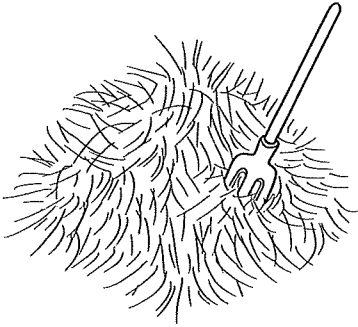
ai ay


Write the letters in the correct order to spell the word.

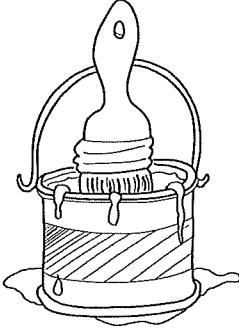
	r ay s p


	ay t r

	n l ai s

	ay h

	ai r n t

	n p ai t



Write over the dotted words and draw a picture for each one.

seal

peach

beak

sheep

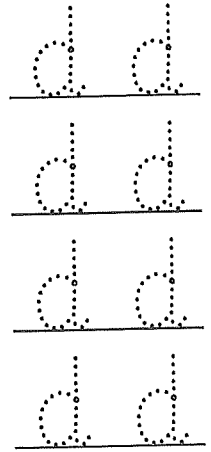

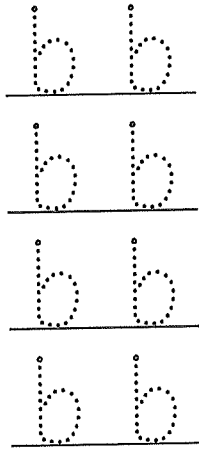
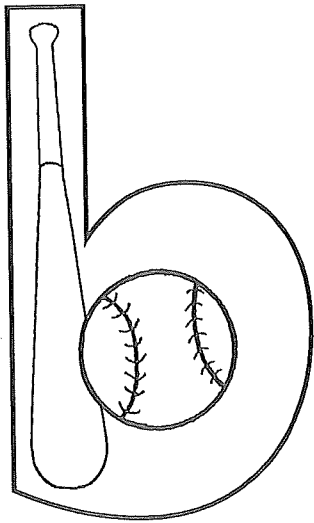
feet

tree


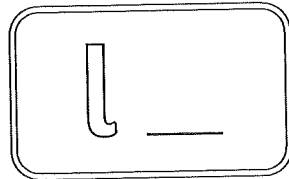

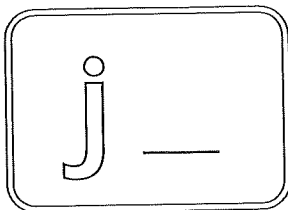
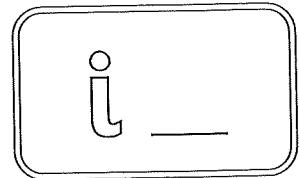
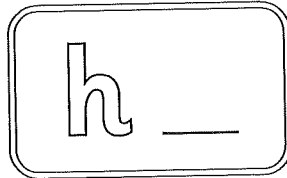
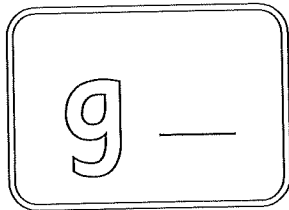

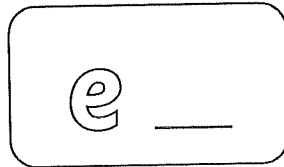
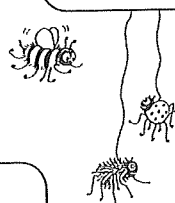
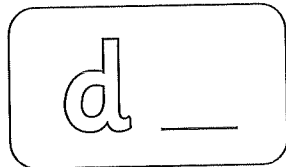


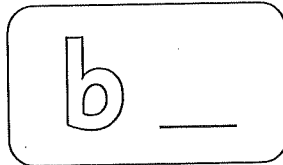
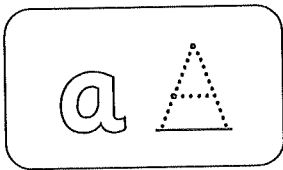

teeth

teapot

Write over the dotted letters and <d>.



Write the capital letter next to each lower-case letter.



Write these letters. Remember to start at the top and go down. Then come straight back up and over.

r r r r r

n n n n n

m m m m m

h h h h h

Write the capital letter next to each lower-case letter.



n N

o _


p _



q _

r _

s _



t _

u _

v _




w _

x _



y _

z _

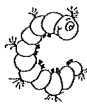




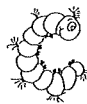
Write these caterpillar /c/ letters.



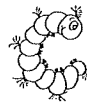
c c c c c c



a a a a a a



d d d d d d



o o o o o o

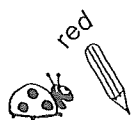


g g g g g g




q q q q q q

Write the missing capital letters to complete the alphabet.



___ C ___ E


___ G ___ I J ___ M



N ___ P ___ S

___ U ___ Y ___





we

she

me

was

I

do

be

are

to

he

the

all

The

1



there

go

come

your

so

they

no

you

here

my

said

some

2



give

little

by

one

what

old

down

like


when

only

have

live

3





two

should

their

right

put

would

does

goes

could

saw

four

made

5



