


Phoni's Journal



Rush Green Primary School



Reception – Summer 1

Phonics Teacher: Miss Begum

Child's Name:

Dear Parents/Carers,

Phonics is a way of teaching children to read quickly and fluently. The children are taught how to:

- Recognise the sounds that individual letters or groups of letters make
- Identify the sounds that different combinations of letters make such as 'sh' in ship and 'oa' in goat
- Blend these sounds together from left to right to make words.

How do we teach Phonics?

At Rush Green Primary School, we teach Phonics using the Jolly Phonics Programme. This journal contains a weekly breakdown of what your child will be learning in their Phonics lessons.

How can you help at home?

Use this journal as a tool to support your child's learning at home. There are examples of words which your child can 'segment and blend' using their 'phoneme fingers'.

If you have any queries about this journal please speak to your child's class teacher.

Thank you for your continued support.

Step 2 Jolly phonics

This half term the children will continue to build upon their previous phonetic knowledge. They will learn alternative ways of writing the vowel sounds, learn the alphabet, how to write capital letters and will learn to write longer words and sentences.

Summer 1

	Grapheme	Use phoneme fingers to segment and blend each word
Week 1	Long vowels and split digraphs ai- a_e ee- e_e ie- i_e oa- o_e ue- u_e	mole, grape, prize
	Tricky words	go, no, so
Week 2	Long vowels and split digraphs ai- a_e ee- e_e ie- i_e oa- o_e ue- u_e	fuse, snake, eve
	Tricky words	my, one, by
Week 3	ay and oy	play, day, boy, oyster
	Tricky word	only, old
Week 4	ea as /ee/	sea, beach, eat
	Tricky word	like, have
Week 5	y and igh as /ie/	high, sky, might
	Tricky words	live, give

Look Find the tricky bit.	Copy then Cover	Write then Check	Have another go!
go no so	go no so	<hr/> <hr/> <hr/>	<hr/> <hr/> <hr/>
Look Find the tricky bit.	Copy then Cover	Write then Check	Have another go!
go no so	go no so	<hr/> <hr/> <hr/>	<hr/> <hr/> <hr/>
Look Find the tricky bit.	Copy then Cover	Write then Check	Have another go!
go no so	go no so	<hr/> <hr/> <hr/>	<hr/> <hr/> <hr/>

Write these lower-case letters and their capitals.

z

w . .















v

Z Z Z Z Z Z


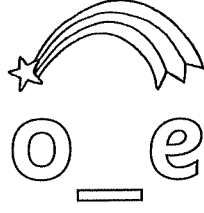


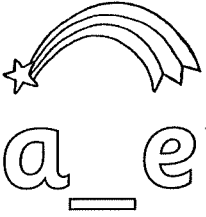
W W W W W W

V V V V V V

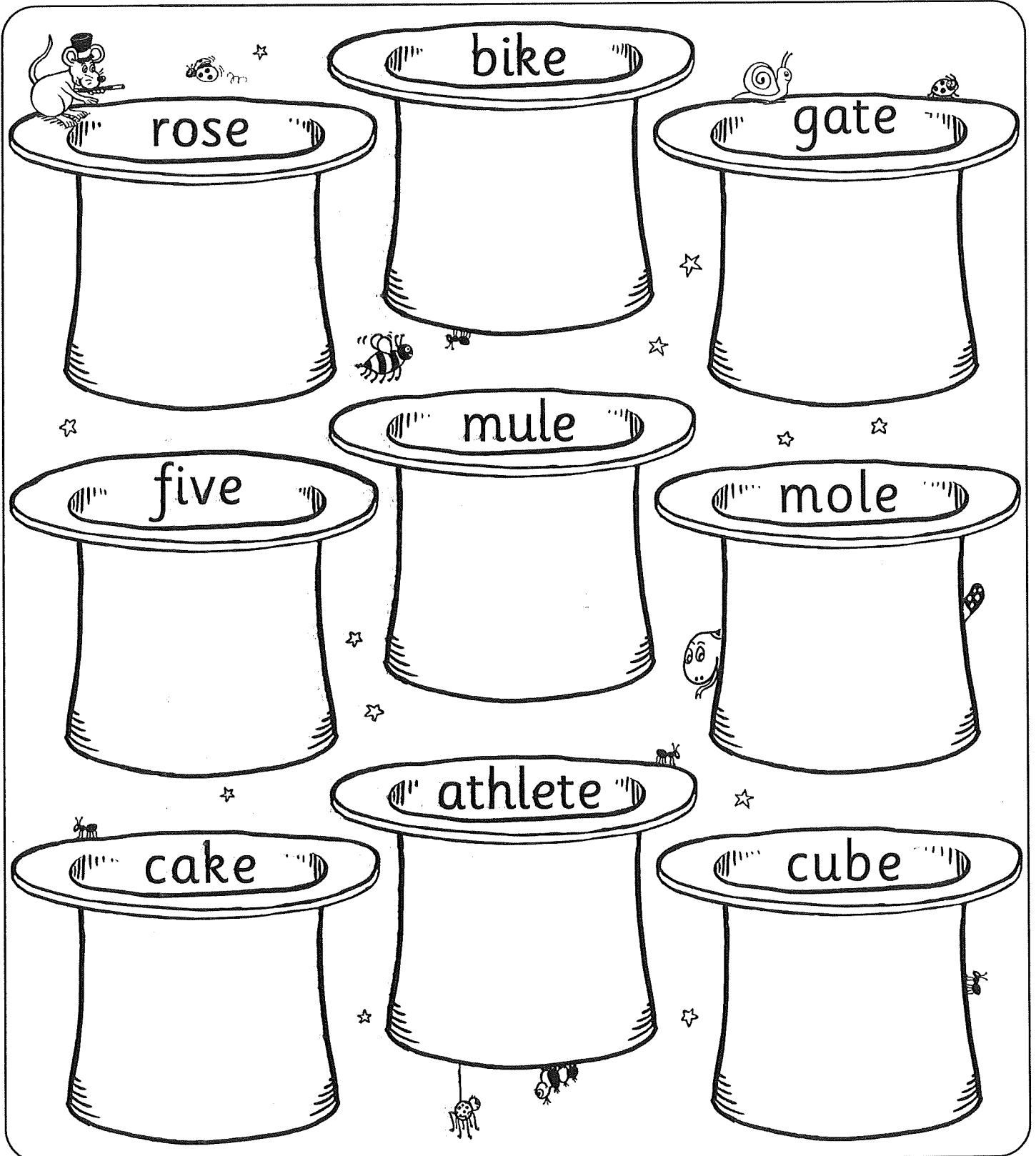
Write inside each outline letter and then write its matching capital or lower-case letter next to it.



Write inside these letters.

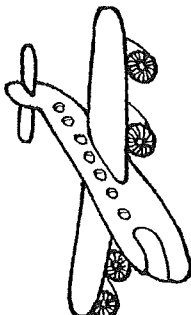


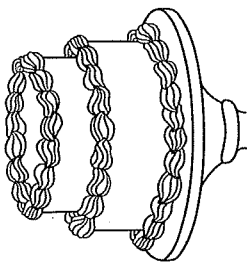




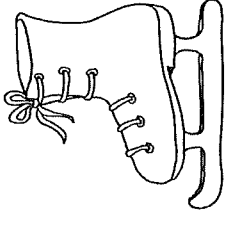
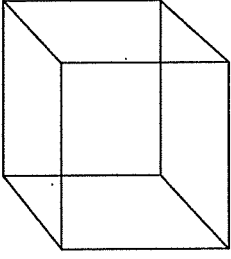
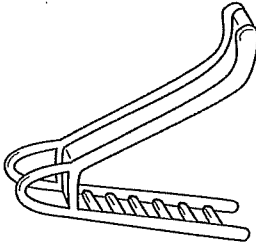
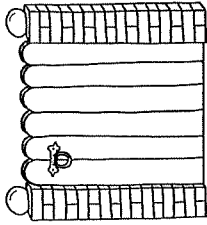


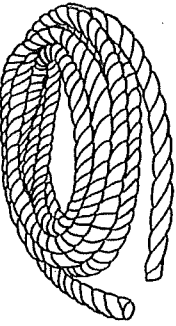
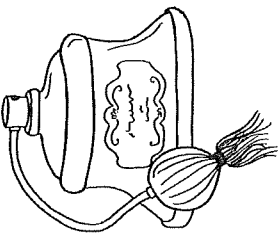




Read the words in the magician's hats and draw a picture for each one.



Cut along the dotted lines and match the pictures to the correct words.



Cut along the dotted lines and match the words to the correct pictures.



plane

cake

gate

skate

maze

athlete

trapeze

cube

mule

perfume

kite

bike

slide

five

prize

rose

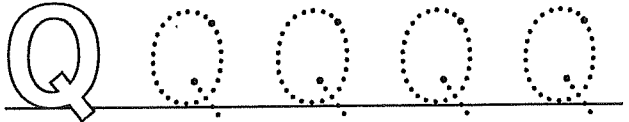
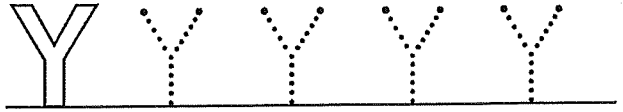
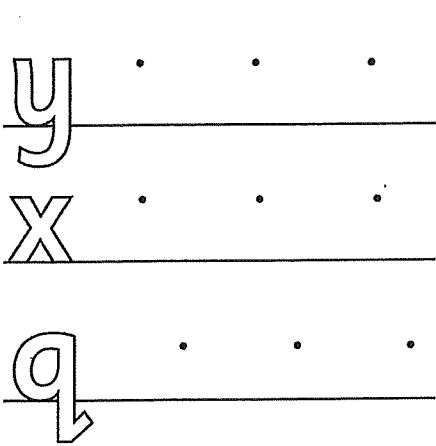
bone

mole
















rope

tadpole

Write these lower-case letters and their capitals.




Write inside each outline letter and then write its matching capital or lower-case letter next to it.



Look Find the tricky bit.	Copy then Cover	Write then Check	Have another go!
<p>my</p> <p>one</p> <p>by</p> <p>Fold</p>	<p>my</p> <p>one</p> <p>by</p> <p>Fold</p>	<p>_____</p> <p>_____</p> <p>_____</p>	<p>_____</p> <p>_____</p> <p>_____</p>
Look Find the tricky bit.	Copy then Cover	Write then Check	Have another go!
<p>my</p> <p>one</p> <p>by</p> <p>Fold</p>	<p>my</p> <p>one</p> <p>by</p> <p>Fold</p>	<p>_____</p> <p>_____</p> <p>_____</p>	<p>_____</p> <p>_____</p> <p>_____</p>
Look Find the tricky bit.	Copy then Cover	Write then Check	Have another go!
<p>my</p> <p>one</p> <p>by</p> <p>Fold</p>	<p>my</p> <p>one</p> <p>by</p> <p>Fold</p>	<p>_____</p> <p>_____</p> <p>_____</p>	<p>_____</p> <p>_____</p> <p>_____</p>

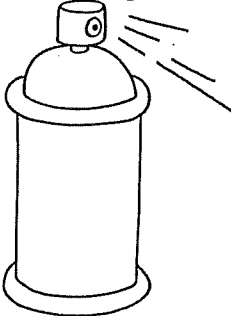
The fish.



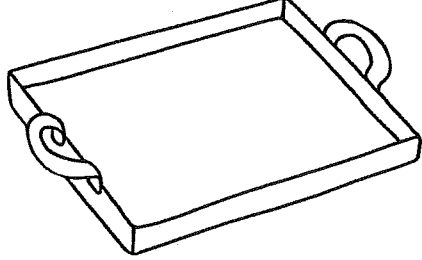
Can you write some sentences about this picture?

ai ay


Write the letters in the correct order to spell the word.



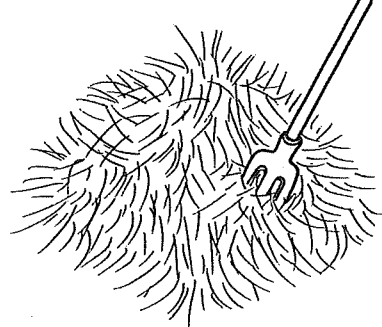
r
ay
s
p




ay
t
r



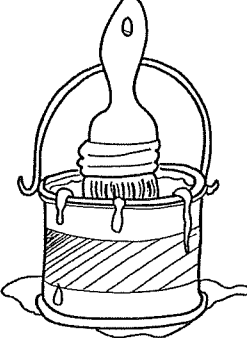
n
l
ai
s



ay
h




ai
r
n
t




n
p
ai
t

oi oy


Write the letters in the correct order to spell the word.




l
oi




oi
n
c



s
t
oy



n
p
t
oi




oy
b



l
oi
b

Look Find the tricky bit.	Copy then Cover	Write then Check	Have another go!
only old	<i>only</i> <i>old</i>	<hr/> <hr/>	<hr/> <hr/>
Fold	Fold		
Look Find the tricky bit.	Copy then Cover	Write then Check	Have another go!
only old	<i>only</i> <i>old</i>	<hr/> <hr/>	<hr/> <hr/>
Fold	Fold		
Look Find the tricky bit.	Copy then Cover	Write then Check	Have another go!
only old	<i>only</i> <i>old</i>	<hr/> <hr/>	<hr/> <hr/>
Fold	Fold		
Look Find the tricky bit.	Copy then Cover	Write then Check	Have another go!
only old	<i>only</i> <i>old</i>	<hr/> <hr/>	<hr/> <hr/>
Fold	Fold		

The Queen



Can you write some sentences about this picture?

ee

ea

Write over the dotted words and draw a picture for each one.

seal

peach

beak

sheep

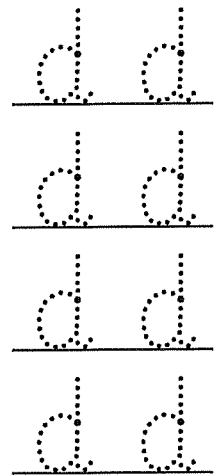
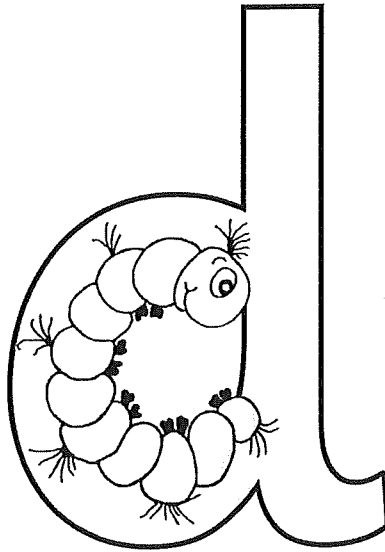
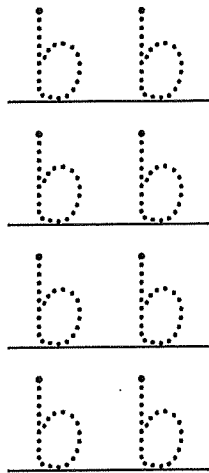

feet

tree


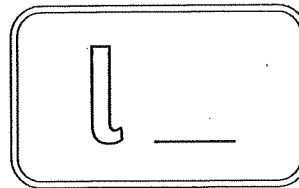


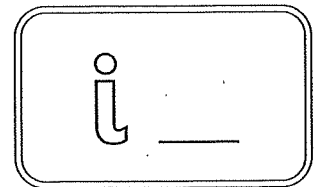
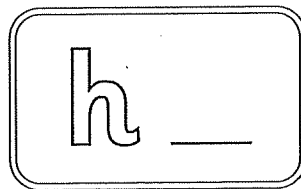
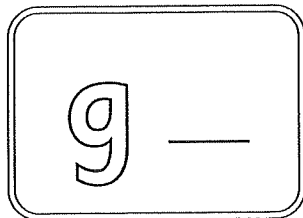


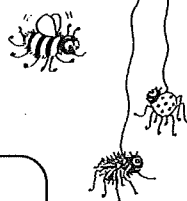
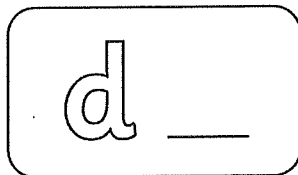


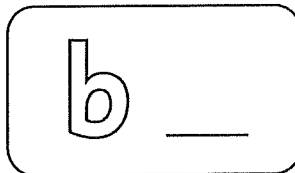
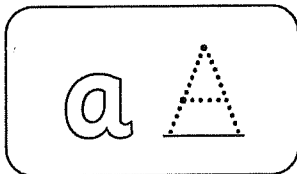
teeth

teapot

Write over the dotted letters and <d>.



Write the capital letter next to each lower-case letter.



y igh

Write over the dotted word in each star. Then find the matching picture and put or copy it inside the moon.

Write these letters. Remember to start at the top and go down. Then come straight back up and over.

r r r r r r

n n n n n n

m m m m m m

h h h h h h

Write the capital letter next to each lower-case letter.



n N

o _

p _




q _

r _

s _



t _



u _

v _




w _

x _





y _

z _




Write the words and then find them in the wordsearch.



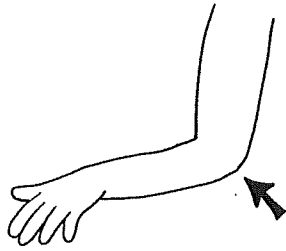
b	l	x	h	e	r	e	g	k	j
i	y	o	u	d	a	t	z	n	m
l	t	z	w	n	c	o	m	e	k
s	a	i	d	c	f	v	t	s	o
z	e	m	k	t	h	e	y	i	j
x	w	n	o	h	y	q	u	z	e
c	z	f	b	r	e	y	o	u	r
t	h	e	r	e	j	b	l	v	i
g	o	j	c	b	a	g	e	m	y
q	u	w	s	o	m	e	x	t	d




Write over the dotted letters to read each word. Cut along the dotted lines and decide if the <ow> is making an /oa/ or /ou/ sound. Put the /oa/ words in the boat and the /ou/ words in the cloud.



yellow




elbow



cow



town




crown




snow



arrow




owl




window



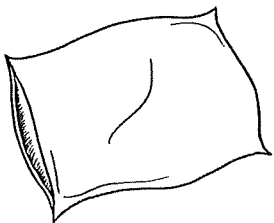
shower




flower




crow




pillow



rainbow




clown

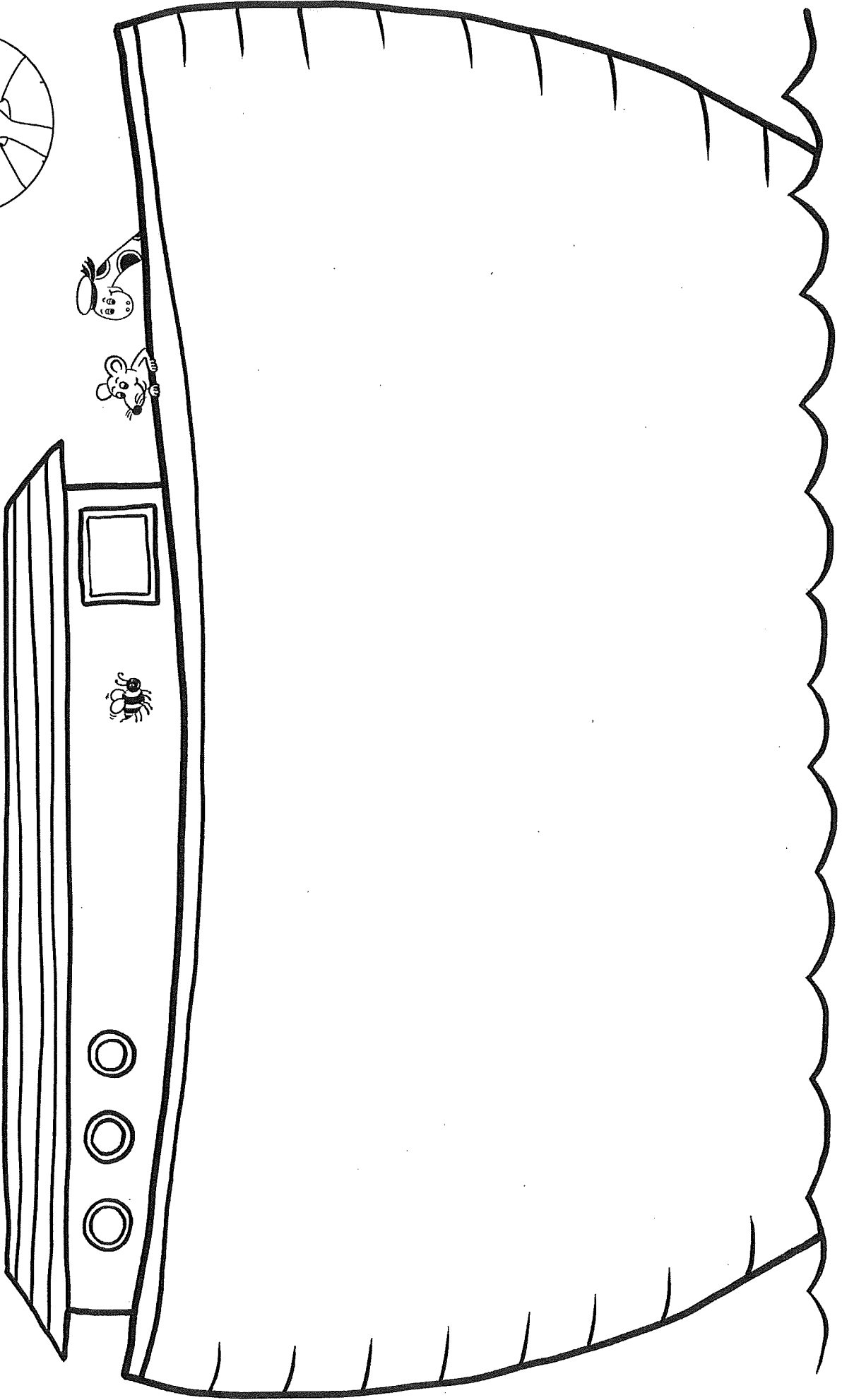


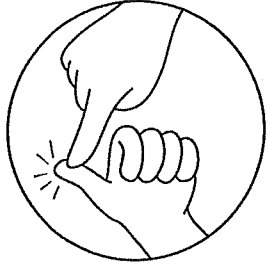
brown

Find the pictures of the words that say /oa/ and put them in the boat.




ow






ow

Find the pictures of the words that say /ou/ and put them in the big cloud.

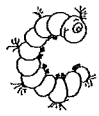


The shark in the ship.

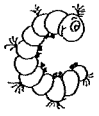


Can you write some sentences about this picture?

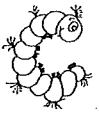
Write these caterpillar /c/ letters.




C C C C C C



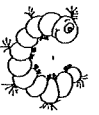
a a a a a a



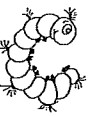
d d d d d d



o o o o o o




g g g g g g

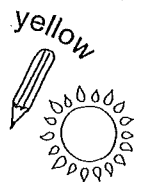


q q q q q q


Write the missing capital letters to complete the alphabet.



___ C ___ E



___ G ___ I J ___ M



N ___ P ___ S



___ U ___ Y ___

Subject specific vocabulary for the Summer Term


Here is a list of all the subject specific words you will come across in your lessons, along with a pictorial representation and their definition. You will come across these words over the course of the Summer term.





Summer Vocabulary– Fairy tales
Story writing/ telling language:





Beginning:
Once upon a time A long time ago One day





Middle:
Suddenly Unfortunately All of a sudden Luckily Fortunately




End:
Finally At last The end Happily ever after

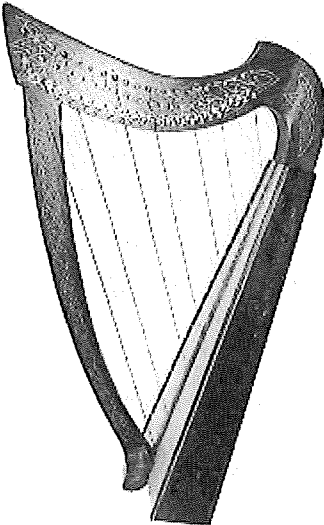
Vocabulary	Picture	Definition and synonyms
cottage		a small house, typically one in the country



tower		<p>A circular or square building attached to a castle, which was used as a lookout and for defence</p>
castle		<p>A large building with strong walls, built in the past by a king or other important person for protection against attack.</p>
moat		<p>A deep, wide ditch surrounding a castle, fort, or town, typically filled with water and intended as a defence against attack.</p>
forest		<p>An area with a high density of trees.</p>





carriage		A carriage is a private four-wheeled vehicle for people and is most commonly horse-drawn.
King		The male ruler of an independent state.
Queen		The female ruler of an independent state.
Prince		The son of a king and queen





Princess		The daughter of a king and queen
gingerbread		Gingerbread is a baked cookie/ cake containing ginger
wolf		A wild animal, the biggest of the dog family.
axe		A tool used for chopping wood.

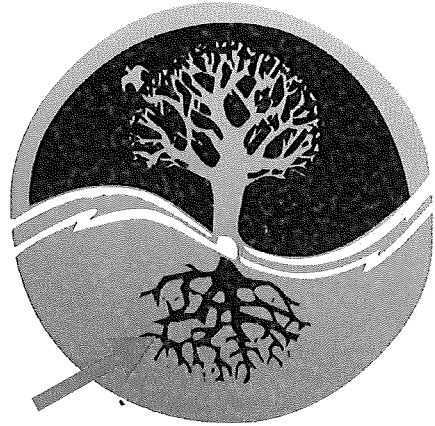



<p>axe man</p>	 A black and white illustration of a man with a full beard and a cap, wearing a t-shirt. He is holding a large axe over his shoulder. The word 'alamy' is visible at the bottom of the image.	<p>A man who works with an axe.</p>
<p>beanstalk</p>	 A black and white illustration of a beanstalk growing from the ground. A giant is visible climbing the stalk. In the background, a ship is on the water.	<p>The stem of a bean or plant that grows tall.</p>
<p>porridge</p>	 A black and white photograph of a bowl of porridge. The bowl is on a table with a patterned tablecloth. A spoon is in the porridge. In the background, there are boxes of 'BRY WAY' and 'PREMIUM SCOTISH OATS'.	<p>Oatmeal boiled with water or milk.</p>


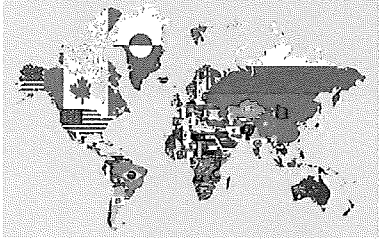
harp		A musical instrument with strings.
------	---	------------------------------------



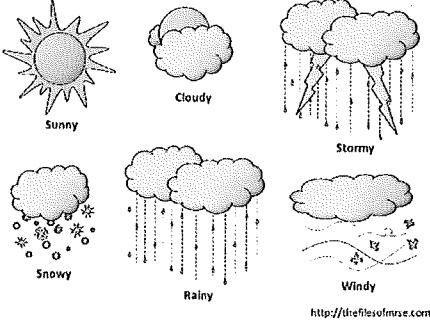

Summer Vocabulary– Growing and Exploring		
Vocabulary	Picture	Definition and synonyms
plant		A living organism like trees, shrubs, herbs, grasses, ferns and mosses.
vegetable		A plant or part of a plant used for food.

fruit		<p>The sweet or fleshy part of a tree or plant that contains seeds.</p>
flower		<p>A flower is a fragile blossom that has petals and grows at the top of the stem of a plant.</p>
sow		<p>Planting seed for growth, especially by scattering.</p>
seed		<p>A small, round object produced by a plant and from which, when it is planted, a new plant can grow.</p>

seedling		A young plant grown from seed.
soil		The top layer of earth in which plants grow.
water		A colourless, odourless liquid that all living things need to survive.
shoot		The above-ground part of the plant that bears the flowering buds.

<p>root</p>		<p>Part of the plant that usually grows underground, securing the plant in place, absorbing minerals and water to help the plant grow.</p>
<p>sprout</p>		<p>When a plant begins to grow.</p>
<p>stem</p>		<p>The main long and thin part of a plant that rises above the soil and supports the leaves and flowers.</p>
<p>leaf</p>		<p>A leaf is part of a plant that's usually green and attached to it by a stem or stalk.</p>

petal		<p>A petal is a part of a flower. A petal is the lovely colourful leaf-like ring around the centre of the flower.</p>
nutrients		<p>Nutrients are chemical substances found in every living thing on Earth. They are necessary to the lives of people, plants, animals, and all other organisms. Nutrients help break down food to give organisms energy.</p>
country		<p>A country is a distinct part of the world, such as a state, nation, or other political entity.</p>

city		<p>A city is a place where a large number of people live</p>
village		<p>A village is a small settlement usually found in a rural setting.</p>
weather		<p>The state of the air and atmosphere at a particular time and place the temperature and other outside conditions.</p>
climate		<p>Climate is the long-term pattern of weather in a particular area.</p>
environment		<p>The air, water, and land in or on which people, animals, and plants live.</p>



we

she

me

was

I

do

be

are

to

he

the

The

all

1





go

come

your

there

so

they

no

you

here

my

said

some

2





give

little

by

one

what

old

down

like

when


only

have

live



3





any

because

were

want

who

where

more

which

before

why

other

many

4





two

should

their

right

put

would

does

goes

could

saw

four

made

5





of

mother

upon

once

father

after

eight


also

always

every



cover



love

Zero Tolerance Words: Reception

Your child must know how to spell the following words

the
to
no
go
and
look
me
my
was
went
he
with

